

OFFICE BEARERS:

President: Ray De Marco
Vice President: Ian Rudd
Secretary: Graham Ethell
Telephone 9522 7674
Treasurer: Alan Ritchie
Auxiliary Positions:
Assistant Secretary: Roger Dixon
Assistant Treasurer: Roger Walsh
Project & Training Sub-Committee: Bob Davis,
Alan Ritchie, David Whitney, Gary Halder,
Barry Gardner & Ken Tyson.
Librarian: Roger Walsh
Safety Officers: Roger Dixon, Lynn Messenger,
Alan Ritchie Warwick Tame, Ken Tyson, Ian
Rudd & Ray Tegenning
Welfare Officer: Peter Mott
First Aid Officers: Graham Ethell & Alan
Ritchie
Newsletter Editor: Barry Gardner
Assistant Newsletter Editors:
Ray De Marco & Fred Seligmann
Catering Officers:
Richard Cain, Trevor Lewis, Lynn Messenger
& Roger Walsh
Equipment Officers:
Bob Davis, Alan Ritchie, Roger Dixon, James
Windschuttle Ian Rudd, & Ken Tyson
Raffles: Peter Mott
Exhibitions Sub-Committee:
Bob Davis, Malcolm Armstrong, Graham
Ethell, Fred Seligmann, Ian McKae & Don
Williams
Property Sub-Committee: Richard Cain, ,
Graham Ethell, Roger Dixon & Peter Mott
Toymaking: Malcolm Armstrong, Barry
Gardner, Roger Dixon, Ken Tyson, Steve
Lansley, Glen Reeve, Reno Scriberras, Fred
Seligmann & Don Williams
Woodcarvers' Liason: Don Williams

PRESIDENT'S REPORT FOR THE YEAR ENDED 30TH JUNE 2015

It is pleasing to report that we have continued with that steady progress as in previous years. This progress can be looked at from a number of different viewpoints and I have outlined them following under various topics.

Starting with finance, we had a comfortable surplus an increase on last year and independent external financial support in the form of Grants. Our member activities contributed greatly to receipts with our Bunning's barbeques, Cook Classic Carnival, Workshop Stall and the Gynea Fair. We had a large outlay with our dust collection system and associated items that was made possible with the very appreciative assistance from Sutherland Shire Council and the iMB bank. Both organisations took an interest in us and our community support, spent some time with us and then gave their support that has made a significant improvement to our Workshop operations and member health and safety.

A measure of progress with Charity and Toy Making activities has been the more widespread interest and time spent by members, new members showed an interest that resulted in our production of a greater variety of toys. On the 17th November 2014 we made a toy delivery to the Music & Play Therapy Children's Hospital at Randwick that totalled 1,369 items compared to 1,041 in December of the previous year. A second example was Xmas toy give away to Local Charities following on Thursday 4th December where there were 145 items, somewhat less than previous years in response to more specific requests. The John Franklin Lunch took 23, Sutherland Shire Family Services 66 and Project Youth 56 items. On the day we experienced an enjoyable, happy time with members their wives and special guests. It was great to have Mark Speakman SC and MP for Cronulla present who expressed a genuine pleasure to be with us. Also, Mr. Carmelo Pesce represented Council and in his talk mentioned that he "had no prior expectation and expressed delight to see our support" for the local charities.

In relation to the functions within our Club, we had an active & harmonious Committee who focussed and helped our members enjoy our club in a safe environment. We made good use of our sub committees whose research, thoughtful and financially (in some cases) responsible recommendations made to the Committee resulted in important decisions being made quickly. On this particular note, in July 2014 we initiated the idea of a centralised dust extraction system to effectively capture dust and chips from our equipment to a central collector. Our appointed subcommittee undertook the lengthy quite involved process of investigation with the technical complexities, types of collectors and their options and ducting design. They took a businesslike approach, did a floor layout, field visits and designed a workshop layout with ducting sizes, machine outputs and efficiency together with interviews with potential suppliers. Also consideration was given to our neighbours and community that finally influenced our choice of collector.

The second function was the consideration of our members with a revised Plank Competition. Last year with the assistance of Roger Dixon we surveyed to canvas member interest in particular those who declined to participate. The feedback was interesting as a number of around 13% mentioned they lacked some confidence and difficulty in deciding what to make plus there was a high number of 29% who advised they were too busy. With that in mind we developed the new format of a three group arrangement to create more interest and to meet the needs of all members, the aim to increase the participation rate and enjoyment in submitting entries.

.....continued on page 3



Member Profile:**RAY TREGONING****Member No. 293**

Our phantom supplier of fine timber off cuts has now been unmasked. The donor of this timber, (usually via Ian Rudd) has now joined us at Lilli Pilli. The "Phantom" was prompted to join our club by his and our fellow member, Ian Rudd. He knew Ian from the time when the roller shutter doors of their respective businesses faced each other across the alley when Ray was at Rev Add (1997).

Ray was born at Rockdale, NSW in 1950. His primary education was gained at Arncliffe Public School followed by his secondary education at Kogarah High School and subsequent tertiary studies at TAFE colleges at Ultimo, St. George and Gymea and other Trade Certificates through private study.

His working life has been associated in the wood working and associated disciplines. He holds Trade certificates in Wood Machining, Wood Turning, Tool & Cutter Room, Explosive Power Tools, Saw Doctor's, Wood Technology, Motor Maintenance, Carpentry & Joinery and MIG Welding and TIG & Themed Cutting.

These academic qualifications saw him working at a number of employers including CRO (Ogden) Furniture, J E Thorpe's Wood Turners, H Trevail & Son – Coffin Manufacturers, Timalco Glass Structures Pty Ltd, Cruising Yacht Club, Mason Duflex, Rev Add Display & Signs, Screenwood architectural timber panels and screens and Baker & Houghton Antiques.

Ray is married to Gayle with two daughters Lee and Robyn. Ray and Gayle are proud grandparents to Lee's daughter Alana.

You guessed it Ray's hobbies include woodworking, sailing dinghies and deep water yachts when younger.

Ray advised "Since working at Screenwood I have been supplying the Club with off-cuts of timber via Ian and have seen many items he has made from those donations. Although I have an extensive workshop at home, there are many items of machinery and equipment I do not possess. I will enjoy using other specialist tools at the Club. I am also looking forward to forming new friendships as I transition into retirement. I am getting to know other fellow wood workers and hope to form more friendships as time goes by."

Ray's completed projects are many and varied including rebuilding his family home at Como, sailing boat hulls – timber (Fireball class), timber handrails for cruisers, furniture – his kitchen, home office, sideboard, bed, staircases, etc., fabricated steel/aluminium structures, Santa sleighs, wooden boxes, pens, pen boxes etc, etc, and all those other things that daughters and grand children seem to need from time to time.

He is keen to make a dining room suite with 10 chairs in Blackbutt and extension table in Murray River Red Gum slab and bar stools.

He has travelled both in Australia and Overseas and has worked and observed woodworking in all areas visited.

In the past weeks Ray has made several precision boxes, one in particular in River Red Gum that has a rolled raised top. Hopefully this will be among our next "Show & Tell". Welcome Ray, we look forward to sharing and profiting from your expertise on Club and other days. (Thank you Gayle for the additional data).



imb BANK
COOK COMMUNITY CLASSIC

SUNDAY 22ND NOVEMBER
 CRONULLA PARK & BEACH

\$2 per ticket
 \$20 per book

Charity Raffle - 5 fantastic prizes!

- 1ST PRIZE:** FLYING QANTAS. Two return Premium Economy class flights from Brisbane, Melbourne or Sydney to Los Angeles. Donated by QANTAS.
- 2ND PRIZE:** Drive weekend in a BMW 3 Series with 2 nights accommodation. Donated by Sylvania BMW.
- 3RD PRIZE:** Two night stay in a studio apartment for two people incl. champagne & chocolates on arrival, two tickets to Cronulla Cinema, car parking and late check out. Donated by Quest Apartments Cronulla.
- 4TH PRIZE:** Samsung 40" Full High Definition SMART TV.
- 5TH PRIZE:** Apple iPad mini WiFi 16GB. Donated by Storage King Kurnell.

Visit www.cookcommunityclassic.com.au for more details.

100% of proceeds from the IMB Bank Cook Community Classic raffle benefit various participating not-for-profits, community groups, P&C's & sporting clubs operating in the Sutherland Shire. Details of organisations can be viewed at www.cookcommunityclassic.com.au or on Facebook. The organisation selling any given ticket is the beneficiary of that sale.



*For full information and terms and conditions please refer to www.cookcommunityclassic.com.au

If you would like to receive this Newsletter please email the editor at shirewoodworking@bigpond.com

MAXIDAY: SATURDAY 12 SEPTEMBER 2015...AGENDA

- 8:45am Open Lilli Pilli Workshop
 9:00am Monthly Meeting
 9.30am Invitation to special guests to speak
 10:00am Morning Tea
 10:30am Plank competition rules and voting information
 Presentation of Plank Competition entries by participants.
 Limited to 5 minutes per participant
 11:30am Member Plank Competition voting
 12:00noon Lunch
 1:00pm Raffle Draw
 1:15pm Announcement of Plank Competition winners
 About 4:00pm Close

PRESIDENT'S REPORT FOR THE YEAR ENDED 30TH JUNE 2015 *continued from page 1*

In relation to general woodworking, we made a MRI Simulator delivery in July 2014 to the St George Hospital due to the great effort of Bill Lewis and Doug O'Hara. It has been a great success with the familiarisation given to both children and some adults to similarly reduce their apprehension that reduced the time spent in the Simulator with both resulting in an improvement in throughput and administration. To defray some of our costs we gratefully received some financial assistance from the Research and Healthcare provider, Bayer Australia and New Zealand



I commented in the last two years that we saw an accelerated growth and variety of high quality wood items produced in our Workshop. Again we saw this diversity now with a growing skill across members seen in varying designs of cutting boards, trucks (some monster ones), graders, beautiful scaled cars, boxes of differing and complex designs. We had that very different wine barrel to platter by Don Williams, David Whitney with his (Dulcimer) musical instruments and Geoff Tong with his beautiful turned segmented bowls and miniature wood turning just to name a few. Warwick Tame also has shown some time consuming and very high quality items with his scaled Citroen, a 1911 Mercer Race and the Duesenberg straight eight. He also had an effective working relationship with one of our new members Steven Lansley who has been active in toy making.



In relation to Workshop safety and member health we have continued our close attention to the safe use of our power equipment particularly as we experienced increased Workshop attendances. We took the step and forwarded by email and post a "Safety Update" to all members on the 9th May and additionally made the rule and appointed a dedicated and observant safety officer on each day the Workshop is opened.



In relation to the future there will always be the challenge to continue to have our club vibrant and interesting and the new format Plank Competition forms part of this aim. We have also asked our members to please give us feedback on the new format and ways to keep our Club interesting and sociable.

As mentioned previously, it was very pleasing to see that our surplus as at 30th June 2015 that was above our previous year. It will be our continued aim to ensure that our club has no financial constraints so we can commit and pay any agreed debt when it falls due.



Our fund raising activities will continue with the iMB Cook Classic in November 2015 with raffle tickets for very attractive prizes to be sold for the club also the Bunning's barbeque, a repeat of the October Gympie Village Fair success and our November Workshop Toy sale. The consequence of these continued activities and resultant surplus will enable us to achieve our aims to be safer with up-to-date equipment, undertake repairs, acquire new options etc. to continue to grow as a Club and to provide a stimulus to our woodworking.

Continue the operational emphasis on safety with the duty safety officer, training with "hands on" use, supporting documentation, articles in our newsletters and additional to our watchful workshop Safety Officers present ask and emphasise that members be vigilant and to be ready to assist others. Additionally, further practical notes on the use on specific equipment will be made, including their connection to and the use of our new dust extraction system's operation. We will have a greatly reduced airborne dust environment and cleaner workshop. Membership and active participation numbers will be reviewed and consequently we will review our operations, such as our opening days with the continued minimum three men a day rule.

I would like to give recognition to some of our members not in any particular order and at the risk of not mentioning all those who make our club successful. Firstly, to Richard Caine for his "Chef" duties and looking after our amenities. To "all OK" Peter Mott for his amenities work and supplies with the cleaning of our dust filters and welfare reporting with Barbara his wife, who makes morning tea cakes for the committee and cakes on special occasions.

Ian Rudd has been very prominent this year with the assistance, transfer of knowledge and skills to members and has his tremendous involvement in the club, in particular with the purchase of our dust collection system where he showed a businesslike and practical input to our purchase decision.

This year there was a "handover" of responsibility to Alan Ritchie to act as Treasurer in Bill Lewis's absence. With Alan, the decision was made in the best interests of the club to move from home based PC accounting to "Cloud Accounting" solution, i.e. using a Google browser access. This gave us an opportunity to re-design our chart of accounts to meet the reporting and analysis needs of our Club. I would however, like to acknowledge the time consuming task Alan undertook with the re-entry of data with the normal very important work and then challenge and coming to grips with a new system. Alan has ensured we present a fair view of our financial transactions, all of this in addition to his safety responsibilities and Vice Presidency.

There is Barry Gardner, our editor who faithfully produces our growing Sawdust & Shavings newsletter each month. Barry also gained credit for our Club with 431 poppy stems for the Commemoration at Cronulla beach on Anzac Day. To Roger Dixon whom I nickname "Mr Meticulous" for his detailed and thorough approach to equipment reliability, safety and secretarial support. Finally, a big thank you to Graham Ethell our Secretary. Graham's activities make him the backbone of our club with his attention to detail with communications to members, contact with external parties, administration, knowledge that add to a considerable amount of work.

































































As mentioned on behalf of our Committee and members we are very appreciative to all organisations for their support, in particular Sutherland Council on the 26th February when we officially received a grant with a Certificate of Appreciation and the IMB Bank at their Grant Presentation in Wollongong on 23rd June 2015 ..

Ray De Marco



PLANK COMPETITION

HONOUR ROLL

	<u>First</u>	<u>Second</u>	<u>Third</u>	<u>Fourth</u>	<u>Fifth</u>	<u>Sixth</u>
2004:	Les Noble 	Bob Davis 	Tie Bill Lewis & Fred Seligmann 			
2005:	Roger Dixon 	Barry Gardner 	Bert Willemsen 	Fred Seligmann 	Ken Phillips 	Bob Davis 
2006:	Ray Schofield 	Roger Dixon 	Barry Gardner 	Bob Davis 	Ken Phillips 	Trevor Nicholson 
2007:	Tie Ray De Marco, Peter Stanbury & John Steadman (Joint entry) 		Barry Gardner 	Bill Lewis 	Ray Schofield 	Stan Rowling 
2008:	Bob Davis 	Barry Gardner 	Roger Dixon 	Ken Phillips 	Peter Stanbury 	Ray Schofield 
2009:	Barry Gardner 	Bob Davis 	Ray Schofield 	Roger Dixon 	Graham Ethell 	Peter Stanbury 
2010:	Bob Davis 	Ray Schofield 	Barry Gardner 	Bill Lewis 	Alan Ritchie 	Ray De Marco 
2011:	Roger Dixon 	Ray Schofield 	Bill Riley 	Peter Stanbury 	Tie Bob Davis & Graham Ethell 	
2012:	Bob Davis 	Ray De Marco 	Ray Schofield 	Roger Walsh 	Brian McMahon 	Alan Ritchie 
2013:	Ray Schofield 	Graham Ethell 	Warwick Tame 	Ray De Marco 	Roger Dixon 	Geoff Tong 
2014:	Roger Dixon 	Warwick Tame 	Ron O'Malley 	David Whitney 	Bob Davis 	Barry Gardner 

PLANK COMPETITION RULES FOR 2015

For our future Plank competitions we have three Categories each having 1st, 2nd and 3rd prizes to total nine prizes.

- Category 1: For previous major plank winners, i.e. those that have won a 1st or 2nd prize in any past plank competitions. Members of this group have the option to use a different timber, one of their choice either from the club supply or their own in the approximate quantity, size and area of the pine plank timber purchased each year.
- Category 2: For Members that have not won a major prize, that is a 1st or 2nd prize in past plank competitions and therefore are not in Category 1. They may however, have received a lower prize in any previous plank competition and were placed in a position from 3rd to 6th. Own timber use is not permitted in this Category
- Category 3: is a novice Category. It is intended for inexperienced new members and those existing members who may require encouragement and possibly require some guidance and assistance in making an item. They might make from a variety of ideas to be advised, e.g. from some kitchen items, garden items or storage items as suggestions. Similarly, own timber use is not permitted in this Category

The Rules

1. Items can only be entered on the judging day by members of the Club.
2. Entries are to be made out of the plank supplied by the club and distributed by ballot except as provided in paragraph 3.
3. Category 1 entrants have three choices; one is to use a plank supplied by the club or to use club stock of equivalent size. In both these cases the cost is identical. The third choice is to use an entrants own timber, again of equivalent size. The plank cost is \$40.00.
4. In relation to eligibility there is a no restriction on the number, size, type and design of the item(s) providing they have a matching or corresponding theme and are made from the plank supplied with the addition if necessary of those items mentioned in paragraphs 5, 6 and 7.
5. Items may include metal fixings providing that they are restricted to the use of hinges or catches (with their screws). Clock movements are allowed and items can include wood carving and woodturning as part of an entry
6. Items may include other related matter such as glue, dowels, biscuits etc. for jointing etc. provided they do not exceed approximately 5% collectively of the overall item. Items may also include related matter of an aesthetic nature such as veneer, decals, glass etc., again provided they are not dominant and fall in line with the 5% requirement.
7. It is acceptable to finish items with oils, lacquer, poly products, paint etc.
8. Full use of the plank received should, where practical, be attempted and any remaining pieces are to be returned to the Club.
9. Entries, as finished items are to be made available for judging on our Maxi Day 12th September 2015 giving a seven (7) month period to finish your masterpieces. Entries made and presented to the Competition shall become the property of the Club to sell or to dispose at the Club's discretion, with the exception of those members who pay the cost of the club timber and those in Category 1 who supplied their own timber so both can keep their entry.
10. Each member with an entry will be given approximately 5 minutes prior to judging to describe their item/s and experiences to members present on the Maxiday judging day.
11. Judging will be undertaken by all members present.
12. Members present on the Maxi day above will be provided with coloured voting sheets to judge the items on the criteria namely; (a) Is it a good creative design? (b) Is it well made? and (c) Is it well finished
13. Voting sheets will only be provided to members for a Category/s where they have not entered an item. For example, an entrant would receive two different colour coded judging forms for two of the three Categories that are of a dissimilar colour to their Category entry. A non entrant would receive the three different colour coded forms representing the three Categories
14. Each member shall give a mark from 0 to 10 for the design criteria, and from 0 to 15 for the other two criteria above for each member's entry (that can be 2 or more items collectively) and after all presentations of entries and forms counted, the winner and two runners up shall be determined in each of the three categories.
15. The winner in each Category, with the highest number of votes, the runner-up and third placegetter will be awarded Prizes to be determined by the Committee.
16. It is a requirement that the winning entries entry in each Category be entered into the Al Usherwood Award competition held 12th December 2015.
17. The 1st prize winner in Category 3 will automatically progress to Category 2 in future competitions. The 2nd Prize winner has the option to remain in Category 3 or progress to Category 2 in future competitions.
18. The 1st and 2nd prize winners in Category 2 progress to Category 1 for future competitions
19. The projects and training subcommittee shall determine any dispute exclusively. The subcommittee's decision is final and no challenge will be considered.



2015 PLANK COMPETITION ENTRANTS

CATEGORY # 1 ENTRANTS	CATEGORY # 2 ENTRANTS	CATEGORY # 3 ENTRANTS	
<ul style="list-style-type: none"> • Bob Davis • Ray De Marco • Roger Dixon • Graham Ethell • Barry Gardner • Ray Schofield • Warwick Tame 	<ul style="list-style-type: none"> • Brian McMahon • Ron O'Malley • Bill Riley • Alan Ritchie • Roger Walsh • David Whitney 	<ul style="list-style-type: none"> • Malcolm Armstrong • Richard Cain • Gary Halder • Paul Holdsworth • Stan Kirkman • Gordon McDonald • Neil Mathews • Gary Mitchell 	<ul style="list-style-type: none"> • Ken Tyson • Bill White • Don Williams • Reno Scriberras • Alan Stubbs • Peter Mott • Doug O'Hara • Ian Rudd

Our toymaking activities are moving along. This month we have seen Steve making another dozen or so A4 size "Hope Trees" sought by the Sydney Children's Hospital, Randwick.



Toymaking

Also the Hospital asked if we could make a toy "TV" stand and hospital bed. As seen at far left, Ian has come up with one as a prototype to see if this was what the hospital envisaged.



Gordon has also been busy making another couple of these road rollers (pictured at right) with a little help from our resident wheel maker Bill Riley.

Don has come up with this articulated crocodile pull along toy. At least we think it is a crocodile??? It is interesting to note that the wheels have an inserted rubber o ring to give the toy some traction when being pulled along. This system could possibly be used on other toys we make.




Barry reminded us that Christmas is not far away and therefore we need to consider making Christmas decorations for both the Hospital and for sale on our forthcoming market stalls. To this end he showed some samples (pictured at left). While difficult to see in the photo these samples as advised by Barry were finished with one coat of "Mod Podge Sparkle" that gave them some glitter finish. He also advised that if any members were interested in making some of these decorations he had stacked some wood (pictured below left) with the Christmas decoration design ready to cut out on the scroll saws.



In addition to the above and with some help from Steve 12 Echidna design pencil holder have been made to add to our toy giveaway collection.

Barry has also put together a collection of scroll saw patterns ready for use. This book with maybe upwards of 100 patterns is ready for members to select some wood. Then the pattern. Then take a copy of the pattern from the book, affix it to the wood then cut out your pattern. This pattern book is held in the "Templates" drawer which is in one of the mobile work benches.



**Charitable Toy & Item delivery
count for 2015 to date**

1068

Raffle Prize Winners

AUGUST 2015 MAXIDAY

**1st Prize: John Field Gift basket with
the compliments of**

GLORIA JEANS, GYMEA.

2nd Prize Terry Murphy \$15.00

3rd Prize James Windschuttle \$5.00

4th Prize Don Williams Bottle of Wine



SAFETY IN OUR WORKSHOP by Alan Ritchie

Using Club Equipment Safely

Safety is the number one priority when working with the Club's (or any) powered equipment. Safety must never be sacrificed because any accident is likely to cause irreparable injury to you or fellow Club members, or damage to your workpiece or the equipment. When preparing to use any power equipment, please ensure the dust collector is turned on; the relevant dust collector gate is open; other unused gates are closed; there is airflow in the dust collector tube (that is, there is no blockage); and your workpiece is secure.

Thicknesser.

The thicknesser will produce a workpiece with a consistent thickness.

1. Check that the workpiece is narrow enough to fit on the thicknesser bed without riding up onto the side ridges – maximum width is about 450 mm.
2. If the finished workpiece will be thinner than 6 mm, attach the workpiece to a sled with double sided tape before thicknessing starts and feed the sled through.
3. Loosen the two lock nuts on the left hand side of the thicknesser and set the height to the current workpiece thickness using the gauge on the right hand side of the infeed bed.
4. Turning the height winder clockwise raises the thicknesser bed and reduces the height – 1 turn changes the cutter height by about 2 mm.
5. Tighten the two lock nuts.
6. It is best to have a second person at the out feed side to handle the workpiece as it exits the thicknesser.
7. Turn on the power using the green button switch at the front. (The red button stops the machine).
8. Feed the workpiece into the thicknesser until the feed rollers grab the workpiece.
9. Allow the workpiece to move through.
10. To use all cutting blades in the thicknesser:
 - a. allow the workpiece to be angled to cut across the workpiece; or
 - b. locate different workpieces at different positions across the infeed bed.
11. After each pass, you do you need to turn off the thicknesser, but:
 - a. unlock the lock nuts;
 - b. raise the bed by turning the handle clockwise:
 - i. about $\frac{1}{4}$ to $\frac{1}{2}$ turn ($\frac{1}{2}$ to 1 mm cut) for wide workpieces (greater than 150 mm) or for hard wood; or
 - ii. about $\frac{1}{2}$ to 1 turn (1 to 2 mm cut) for narrow workpieces (not more than 150mm wide) .
12. If you are thicknessing a short workpiece and want to ensure you get an even cut over the whole piece, particularly with no snipe as the workpiece enters the cutting blade or leaves the blade you need to use the sled and protect the leading and trailing edges of the workpiece by:
 - a. Either:
 - i. attaching the workpiece to a sled; and
 - ii. attaching a sacrificial piece of timber at least as thick as the workpiece at the front and rear of the workpiece;
 - b. or:
 - i. attaching two sacrificial pieces at least 200 mm longer than the workpiece onto the sled on each side of the workpiece and with the workpiece located at least 100 mm from the leading edge of the sacrificial pieces.
 - c. (a) or (b) will minimise snipe on the workpiece.
13. If a lot of shavings stay on the work bed, check that the dust collector system is not blocked as it occasionally will block – you may need to remove the elbow fitting on the dust collector outlet to remove the blockage.





The following Email has been received:

"Hi Barry and all the woodworkers,

I have a big favour to ask, even though I am on long service leave as of the 11th September until 14th November.

The hospital celebrate International Children's Day (or what we call Party day) in October and last year the theme was superheroes and you guys made all those great dolls.

This year the them is "Under the Sea" so we were wondering if we could have some wooden shapes in mdf or similar thin wood for the kids to decorate and paint. Suggestions include fish, boat, mermaid, dolphins, starfish, octopus, turtle, could even include a pirate.

This year the celebration is on 14th October.

Regards
Kerry"





I think we should be able to accommodate this request without any problems. So members put your thinkingg hats on and lets see what we can come up with. Here are a few suggestions



© Express Yourself



@Saw4Fun



HEMLOCK!

Over recent times and thanks to Ray Tregoning we have received a quantity of Hemlock offcuts which is a most useful wood and is being used by members in toy making etc. The word Hemlock congers up all sorts of stories particularly relating to its use a deadly poison. It is written that Socrates was poisoned by it and it was one of Shakespeare's

preferred methods of demise in his plays.

However, have no fear, there is no relationship between the plant Hemlock (Conium Maculatum) and the tree Hemlock (Tsuga siboldii) which is a conifer in the pine

family. The reason it is believed why the tree is known as Hemlock is because it has a similar smell like crushed parsnip with that of the very poisonous Hemlock plant. The plant (not the tree) was introduced into Australia from Europe and is a noxious weed.

The Tree is a native of Eastern Asia and North America.



Jan 19, 2011

Pineau Wooded / Weidman Road Pond

A PLATINUM CELEBRATION



It is very pleasing to report that our long time member and his lovely bride celebrated their 70th Wedding Anniversary on Saturday 22 August, 2015.

Congratulations and Best Wishes Doug and Betty from all of us at Lilli Pilli.

We anticipate that the next delivery to the Therapists at the Sydney Children's Hospital, Randwick will be either Thursday 1 October, 2015 or Friday 2 October, 2015

SHOW & TELL AUGUST 2013



Ray presented this box. We were expecting to find some fine jewellery or at least some family heirloom at least. But no, Ray has made it to house his paint spray gun.




Ron showed us this mounted Whaling Harpoon point possibly dating from early last century. It is interesting to note the method of mounting an artefact which in this case is the pointy end that was fired into a whale.

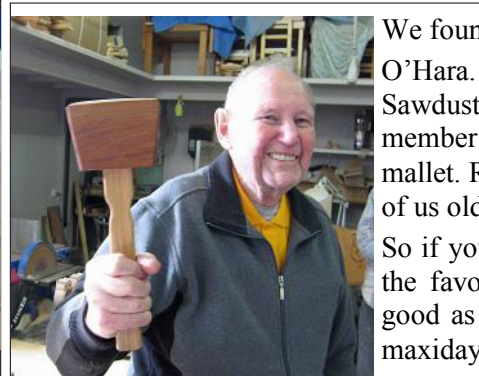
Also Ron offered to teach any members interested in having a go at making a set of Barley Twist legs for that special table or chair.



Our man from Tahmoor, Jan, has been on the lathe again making these bowls. One being made from Camphor Laurel and the second from White cedar.



Peter Mott has been busy and produced this fleet of boats and an aeroplane for the Club toy donations.



We found the owner of the Mallet, Doug O'Hara. Members will recall in last months Sawdust & Shavings "Ron was asked by a member last month if he could rehandle a mallet. Ron dutifully did as asked but like most of us oldies cannot recall who asked him.

So if you were the member that asked Ron for the favour then please collect your mallet as good as new." Doug owned up on the August maxiday.



Barry showed this model Light Sabre turned from some "tree" wood as requested by his photographer daughter to be used as a prop for baby photos.

Can only assume parents are Star Wars or Sci-fi fans.

WHAT IS THIS?

Obviously it is a jig for something. It was found in the Lilli Pilli Workshop. It appears not to have much use. Does anybody know who made it and what does it do.? We are all intrigued. Please let your Editor know if you have any information.

Nobody has owned up to this jig.

We may have to recycle!!!



WHAT'S ON!

Saturday, 12 September, 2015
MAXIDAY

Plank Competition Judging
Tuesday, 15 September, 2015
Club Day, Lilli Pilli Workshop
Wednesday, 16 September, 2015
9:00am Club Day, Lilli Pilli Workshop
7:00pm Woodcarvers Meeting
Thursday, 17 September, 2015
Workshop clean up day
Saturday, 19 September, 2015
Club Day, Lilli Pilli Workshop
Tuesday, 22 September, 2015
Club Day, Lilli Pilli Workshop
Wednesday, 23 September, 2015
Club Day, Lilli Pilli Workshop
Saturday, 26 September, 2015
Club Day, Lilli Pilli Workshop
Tuesday, 29 September, 2015
Club Day, Lilli Pilli Workshop
Wednesday, 30 September, 2015
Club Day, Lilli Pilli Workshop
Saturday, 3 October, 2015
Bunnings BBQ
Woodcarvers Meeting
Tuesday, 6 October, 2015
Club Day, Lilli Pilli Workshop
2:00pm Committee Meeting
Wednesday, 7 October, 2015,
Club Day, Lilli Pilli Workshop
Saturday, 10 October, 2015
MAXIDAY
Bandsaw operation and some useful tricks and jigs
Show & Tell
Tuesday, 13 October, 2015
Club Day, Lilli Pilli Workshop
Wednesday, 14 October, 2015,
Club Day, Lilli Pilli Workshop
Saturday, 17 October, 2015
Club Day, Lilli Pilli Workshop
Tuesday, 20 October, 2015
Club Day, Lilli Pilli Workshop
Wednesday, 21 October, 2015
9:00am Club Day, Lilli Pilli Workshop
7:00pm Woodcarvers Meeting
Saturday, 24 October, 2015
Club Day, Lilli Pilli Workshop
Sunday, 25 October, 2015
Gymea Spring Festival
Tuesday, 27 October, 2015
Club Day, Lilli Pilli Workshop

FAREWELL to BILL

On Saturday 22nd August we held a Special Recognition Lunch for a very committed and long serving member of ours, Bill Lewis. Our committee decided a lunch in our Workshop and a gift was an appropriate way to express our gratitude to Bill as he will be leaving Sydney to take up residence in Mittagong.

As mentioned above and on the day in an opening talk I used the word commitment purposely. It was in recognition of the dedication, drive, and enthusiasm of Bill all the ways that he undertook to improve and grow our club. It was done in a number of ways such as equipment demonstrations and training, helping members, upgrading and adding to our facilities and the time he took acting as our Treasurer to collect, record and report on our financial and membership status.

We had 21 members present and it was a very pleasant time with nice food and typical member



friendship. As a gift we presented Bill a warm jacket (at right) to help with the cold winters in Mittagong. On opening his gift his immediate reaction was "bloody marvellous" response and followed up with a grateful speech.



Thank you to Fred Seligmann who gave us a brief history and to Peter Mott's wife Barbara who made a celebratory cake.

Ray De Marco

INVITATION

Hopefully as all members would know we have a very special day this coming Saturday, 12 September, 2015. It is our **PLANK COMPETITION JUDGING DAY**. We are expecting over 20 entries into the competition this year.

It should be very interesting.

As we have done in previous years, we invite our spouses and partners to join us in the festivities including the presentation by each participant of their respective masterpiece. Assist??? their spouse/partner in voting for the respective items in each category and be present at the announcement of the winners in each category.

To top this all off we invite you to join us for morning tea and a BBQ lunch supplied by our illustrious catering crew.

We look forward to seeing you on Saturday.