

CUBBY HOUSE NEWS

SEPTEMBER 2018



THE CUBBY HOUSE TURNERS & WOODIES INC

"Cubby House" Oyster Bay Oval Como Road Oyster Bay NSW 2225

PO Box 128 Oyster Bay NSW 2225. Telephone (02) 9589 0648

Inside this issue:

<i>Minutes of September Work Shop</i>	<i>2/3</i>
<i>Presidents Report</i>	<i>3</i>
<i>Notices</i>	<i>3&6</i>
<i>Article</i>	<i>4&9</i>
<i>Show and Tell</i>	<i>7/8</i>
<i>Birthdays</i>	<i>4</i>
<i>Event Calendar remainder of 2018</i>	<i>10</i>

Items for the cubby House News should where possible be sent email to chnewsed@bigpond.com unformatted (plain text no special spacing etc.) preferably Arial 12 point. Printed material should be clear enough to be scanned for character recognition as I don't have time to retype. □

Minutes Workshop Meeting 10th. September 2018.

Present / Absent (From attendance sheet passed around)

Present: Keith Jones, Phil Dean, Thomas Hill, Steve Hooper, Fred Warr, Frank Williams, Alan Pentecost, Michael Bryant, Ray Elyard, Graeme Stokes, Keith Allen, Val Lipping, John Field, John Moss, Trevor Simpson, Keith Moses.

Absent: Barry Belford, Patrick Thorpe, Ken McEwen, Warren Rankin.

Meeting opened by Keith Jones at 9:32 a.m.

Minutes:

Propose that the minutes of our previous meeting held on 13th. August 2018 as published in the August Cubby House News be taken as read:

Moved By: Trevor Simpson. Seconded By: Keith Moses.

Business arising from minutes: The Simon Begg Demonstration has been cancelled.

Correspondence In: Nil.

Correspondence Out: Nil.

Treasurers Report. Income: \$2370.31. Expenses: \$2178.61.

Move that the Treasurers Report be accepted.

Moved By: Fred Warr. Seconded By: Frank Williams.

REPORTS:

Alan Pentecost: Brake on Large Bandsaw now works. No.2 Lathe tail stock faulty.

Keith Allen: Will be absent on Saturday. Keith Moses has the \$20.00 he owes Barry.

GENERAL BUSINESS:

Trevor Simpson: Inaburra High School Students will be coming on Friday 21st. September to the Cubby House. Members are welcome to assist the Students in what they will be making on the lathes.

Keith Jones Moved: That Keith Moses is willing to take on the job as Welfare Officer.

Seconded: Thomas Hill. Motion Carried.

A general discussion held on what should or should not be in the Minutes. It seems that some members have not been happy these last few months. Any of our members are welcome along to our Workshop Meetings in air their problems.

Ray Elyard: Discussion on the printing of the Cubby House News. What it costs to print it in colour.

It's too expensive. The Local Politicians could help, but we will have to bring our Committee meeting forward a week to give more time for printing. John Field and Steve Hooper to check this out.

John Field: Oyster Bay Public School wants us to come back to their annual fete. Should we contribute again. The fetes on Friday Night, Saturday and Sunday all day. Should we be involved in the local community. We would need

volunteers, Demonstrators and members to show their work for sale. A lengthy discussion on what's happened in the past. John to speak to members on Saturday Maxi Day.

Steve Hooper: Has sent off the necessary paperwork to the Dept. of Fair Trading. After our A.G.M.

Alan Pentecost: Due to the cancellation of the Simon Begg Demonstration one of our members has donated the \$10.00 entry fee he paid to our club.

Frank Williams: Has been working on the lunch to be provided to our members on the Saturday Maxi Day Christmas Lunch in December. The cost will be approx. \$1500.00 to \$1600.00.

The committee would like to thank Frank for the time and effort he has put into it.

Phil Dean: If somebody wants to raise an issue. That somebodies issue has to have a name on it for it to be published.

Keith Jones: There will be a Toy Week Monday 24th. Sept. to Friday 28th.Sept.

If there is no further business – I declare the meeting closed at 10.35 a.m.

PRESIDENTS REPORT

I would like to thank all who put their hand up to be on the new committee for the next Year. A bit disappointed we didn't get more new members to help on the committee.

Sorry to hear Les Madden is not in the best of health, so we hope to see you back soon.

Thank you to all who helped with toys at home

Old boys should not climb ladders and fall off breaking a big toe.(Sorry Barry)

Host for September Maxi Day is Paul Higgins with Minatures

We need Helpers to show Inaburra Students, how to turn a bowl on Friday 21st September from 8.30am. We also need nine teachers. Hope you can help.

Let's keek turning or make whatever.

Keith Jones - President



Exective committee contact details

PATRON	Pat Thorpe	02 9524 2504
PRESIDENT	Keith Jones	02 9785 2354
VICE PRESIDENT	Philip Dean	0416090289
SECRETARY	Tom Hill	0418 269 943
TREASURER	Steve Hooper	0401 987 003

BIRTHDAYS SEPTEMBER

Michelle Brown

Phillip Clark

Cliff Cotton

Keith Guy

Andrew McDonell

Ken McEwen

Trevor Naylor

Scott Rollo

Richard Shields

Maurie Willams



Frank Volk OBN.

Making a Celtic Knot Jig

Cut a piece of MDF wider than the mitre slots in your table top. (pic1)



I then used 2 pieces of scraps and cut them down so they fit in my mitre slots. I got them close, and then planed them down ever so slightly until they were a perfect fit. After they fit perfectly in my mitre slot, I planed down the thickness so the pieces of wood were slightly lower than the table saw top or your bandsaw table top.(pic2)



Here you see both pieces of wood fitting perfectly in my mitre slots.(pic3)



I placed some washers in the miter slots to elevate the wood flush with my table saw top. Place these on all four corners.(pic4)



After the glue set, I tested the miter sled to make sure it was not too tight in my miter slots. It turned out it was a bit tight, so I applied some Johnsons paste wax. This did the trick. My miter sled now glides through the miter slots without any “wobble” at all. Pic 8



I set the two pieces of wood gently on top of the washers. I then applied glue on both pieces of wood.(pic5)



Now, it's time to make a cut about half way through your new jig. This gives the saw line which will then be used to determine the angle. Do not make a cut too far back. Pic9



I set the MDF on top of the glue, and made sure it was flush with the back side of my table saw edge.(pic6) To do this I used my engineering square, which I highly recommend everyone to purchase.


I then marked a dot midway through the cut. This is the dot that will align with the crosshairs on the protractor pic10



Pic10



Pic13




Pic11

This is a picture of the dot in the crosshairs of the protractor, and now a marking at 30 degrees. Notice the vertical line of the protractor is aligned with the saw cut. Pic 11



Pic14

Cut the excess wood. Pic14



Pic12

Now, it's time to connect the dots. Pic12



Pic15

You have now completed your jig for a perfect celtic knot. You can make this at any angle you wish, but I chose 30 degrees. Pic15

Coming Event

Woodturning demonstration It's not too late to get your name on the list to attend the one day turning demonstration by Simon Begg at The Cubby House on Wednesday 26th September from 9.00am to 4.00pm. Have a look at Simon's website - <https://www.simonbeggswoodturning.com/> Cost for the day is only \$10.00, payable in advance. Please see Alan Pentecost to get your name on the list or contact him on 9525 8347. Numbers are limited, get your name on the list NOW.

This has been cancelled due to a lack of interest.

The INABURRA School is coming Friday 21/9/2018.

About 18 are coming with two teachers we need about 10 or more members to help on the day to show the year 10 students turning bowls & finishing.

About 8.30am to 3.30pm morning tea & lunch provided.

SHOW & TELL



Merv Larson



Merv Larson (Liquid Amber Jug)



David Brackenbury



Val Lipping



Bernie Korent



Jack Butler



Paddi Thorpe



Paddi Thorpe



Paddi Thorpe



John Jansons



Merv Larson



Gary Nichollis

WOOD BENDING EXPERIENCE


I had a need to bend a couple lengths of timber some 1800mm long and 25mm (1") square in cross section and conform to a radius of 1500mm. Researching through our library and internet and our many learned members I decided to experiment with cold bending.

Whilst reading up on several methods ranging from steam bending, microwave bending, kerf bending, cold laminated bending etc., I did not have equipment for steam bending or microwaving such a long length; I also did not want to proceed to do a series of kerf-cuts as it would weaken the timber or glue laminate thin strips as the timber will be exposed to the weather.

I finally decided to try and cold bend a strip of green silky oak when the log was being slabbed out front of Cubby House on 4th July. The off-cut I used was next to the cambium layer & almost dripping water. I kept it moist wrapped in wet rags until I could cut a couple of 1" square strips.

I restrained one end of the strip & slowly & gradually started to bend it around the jig (refer photo) until a couple of inches was left to bend when the worst happened, it cracked !!! As the size of the strip was not critical, I reduced the size to 20mm (3/4") square. Success! I left the jig with the restrained strips undercover for 2 months & removed the dry bent silky oak strips with only just a small amount of spring back. A very satisfying result for me.

Trevor Simpson



Event Calendar 2018

Note The following information may be subject to change in date or content if in doubt contact a committee member. See page 3 for contact details

SEPTEMBER

Sat 1st	Mini-Day
Wed 5th	Mini-Day
Mon 10th	Club Committee Meeting 9-30am
Wed 12th	Mini-Day
Fri 14th	C/House News Deadline
Fri 14th	Bunnings BBQ
Sat 15th	Maxi-Day Host Paul Higgins "Miniatures"
Thurs 20th	Mini-Day

OCTOBER

Wed 3rd	Mini-Day
Sat 6th	Mini-Day
Wed 10th	Mini-Day
Fri 12th	C/House News Deadline
Fri 12th	Bunnings BBQ
Mon 15th	Club Committee Meeting 9-30am
Sat 20th	Maxi-Day Host Keith Moses "Household Item"
Thurs 25th	Mini-Day

NOVEMBER

Sat 3rd	Mini-Day
Wed 7th	Mini-Day
Fri 9th	C/House News Deadline
Fri 9th	Bunnings BBQ
Mon 12th	Club Committee Meeting 9-30am
Wed 14th	Mini-Day
Sat 17th	Maxi-Day Host Michelle Brown "Planes,Trains,Cranes & Automobiles"
Thurs 22nd	Nov Mini-Day

DECEMBER

Sat 1st	Mini-Day
Wed 5th	Mini-Day
Mon 10th	Club Committee Meeting 9-30am
Wed 12th	Mini-Day
Fri 14th	C/House News Deadline
Fri 14th	Bunnings BBQ
Sat 15th	Maxi-Day Host TBA
Thurs 20th	Mini-Day