

CUBBY HOUSE NEWS

December 2020



THE CUBBY HOUSE TURNERS & WOODIES INC

“Cubby House” Oyster Bay Oval Como Road Oyster Bay NSW 2225
PO Box 128 Oyster Bay NSW 2225.

Phone:- 0430 612 339; Email:- johnmoss212447@gmail.com

It's Christmas

*To all our members, their families
and friends, have a great Christmas
and a prosperous New Year*



Executive Committee Contact Details

PATRON	Pat Thorpe	02 9524 2504
PRESIDENT	Keith Jones	02 9785 2354
VICE PRESIDENT	Phillip Dean	0416 090 289
SECRETARY	Glenn Lavender	0417 482 452
TREASURER	Steve Hooper	0401 987 003

THIS ISSUE

Minutes of Committee Meeting	2
President's Report	2
Show and Tell	3-6
Decorative Turning	7
Event Calendar for 2020 – 21	8

DECEMBER BIRTHDAYS

Phillip Dean
Gary Halder
Chris McLennan
Stewart Moreton
Keith Moses

Minutes Committee Meeting 14th December 2020

Another good role up for last committee meeting of 2020 total 16.

Present: Keith Jones, Phil Dean, Glenn Lavender, Frank Williams, John Moss, Graeme Stokes, Keith Allen, Simon Hardman, Val Lipping, Fred Warr, Michael Bryant, Patrick Thorpe, Barry Belford, John Field, Trevor Simpson, Steve Hooper.

Apologies: Keith Moses, Alan Pentecost

Minutes: Propose that the minutes of previous meeting held 16th November 2020 as taken as read: Moved by Graeme Stocks Second by: Frank Williams

Correspondence in: Shire Woodworking newsletter has been received, this has been posted for general reading currently on notice board.

Dandelion letter and very big thank you is in the mail

Correspondence out: Keith Jones advised of sympathy card sent to Meg on loss of her son in the United States, condolences from all Meg.

Treasury report:

November income \$1,054.15

November Payable \$229.20

Another month in the black.

President Keith announced that \$1,000 was raised from the Cook Classis raffle ticket sales

We welcome any outstanding membership payments can be settled this Wednesday mini day, Saturday Maxi day or reach to Steve Hooper on 0401 987 003.

Steve advised we still have approx. 25% of non-payment of active members from 2019 however this should look more like 10% due to health and possible COVID related challengers.

Note: year annual subscription has been reduced due to COVID19 to \$25.00

Any Members can also pay via electronic fund transfer Cubby House Turners and Woodies inc.

Bank: CBA

BSB: 062186

Account: 10166587

Treasury report

Accepted by Barry Belford. Second by: Simon Hardman

Important notice:

Barry Belford advised that he will not be able to hold his spot in the Canteen management until further notice: Could we please ask if someone can put the hand up for this important position? Any takers please speak to Barry or Keith on Saturday Maxi Day

General Business:

The Cubby House has arranged a donation of books to Warren Olsen men's shed.

Fred brought a truck and prime mover (match box car storage) in from Ray's daughter for the team to complete.

Open discussion on all things historical with Cubby House 25th anniversary next year, and bringing the newsletters and correspondence from paper to digital storage, just like a big cupboard in the sky... watch this space.

One of the topics of the morning was from Simon Harman on the back of storage of historical paperwork raising his hand to take the Cubby House into the 21st century via digital media with Web Hosting of "Cubby House" web page which will present "all things Cubby House" to the global WWW audience, this will enable us to market new members, link WWW to face book and who knows maybe even twitter, I for one would love to see some late night tweets from president Keith?

Simon also very generously offered to pay for year 1 costs however unanimously the committee agreed that this should be an internal cost and just the management of content was a huge sacrifice to the Cubby House, Glenn Lavender will also assist with all things digital, a big WELL DONE to Simon.

Open discussion on future Bunnings fundraiser, we are looking for a big effort taking on 2 BBQ in January 23/01/2021 and Australia Day 26/01/2021 some could feel the sore back already, further update from Frank to follow.

Glenn Lavender advised of feedback from Dandelion charity in which the cubby house provided boxes of wonderful toys which had an amazing response and greatly appreciated with official thank you letter to follow, well done Cubby House team.

Keith Jones: called meeting closed 10.12am

PRESIDENTS REPORT



I don't think anyone will be sad to see the end of 2020 after the year of lockdowns and not being able to do what we are used to doing. Hope 2021 will be a lot better.

Saturday 19th December is Maxi Day and our Christmas Day Lunch with

entry \$10 for the day.

Maxi Day 16th January is the judging for the winners of 2020 turning and woodwork. **PLEASE DON'T FORGET.** Host for December is Keith Jones and the theme is Open Table.

I would like to wish all members and their families a Merry Christmas and a happy and safe New Year. Hope to see you all back in 2021.

Let's keep turning or whatever you like.

Keith Jones - President

**NOVEMBER 2020 show and Tell
BEST DISPLAYED ITEMS**






Geoff Tong
Best Displayed Turned Item

Keith Moses
Best Displayed Joinery Item

OPEN SECTION



OPEN SECTION



OPEN SECTION

Alan Pentecost



Worm by Alan Pentecost



George Blundell



**Black duck
by George Blundell**



Merv Larsson



Battle axe by Merv Larsson



Keith Guy



**Cedar reconstructed platter
by Keith Guy**

Phil Dean



**Himalayan Cedar bowl
by Phil Dean**



Malcolm Stewart



**Red Cedar & Huon Pine hollow form
by Malcolm Stewart**



**Red Cedar & Huon Pine hollow form
by Malcolm Stewart**



OPEN SECTION

Bernie Korent



Spalted Tulip pedastal bowl by Bernie Korent



Spalted Tulip pedastal bowl by Bernie Korent

Ann Moss




Bird house & feeder by Ann Moss



Bird house by Ann Moss



Some of the projects undertaken by Frank Williams on the Laser Cutter

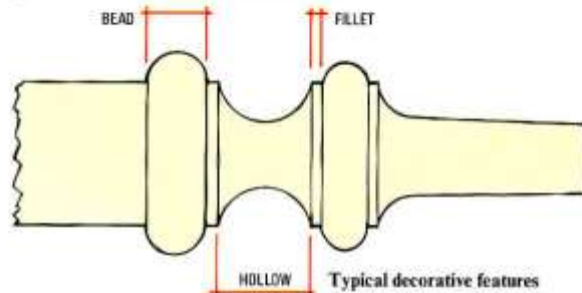


DECORATIVE TURNING

If the workpiece is to incorporate beads and hollows as a form of decoration, it is not necessary to smooth or sand the wood accurately before shaping it. Simply turn the rough stock to a cylinder with a gouge, then mark out the beads and hollows.

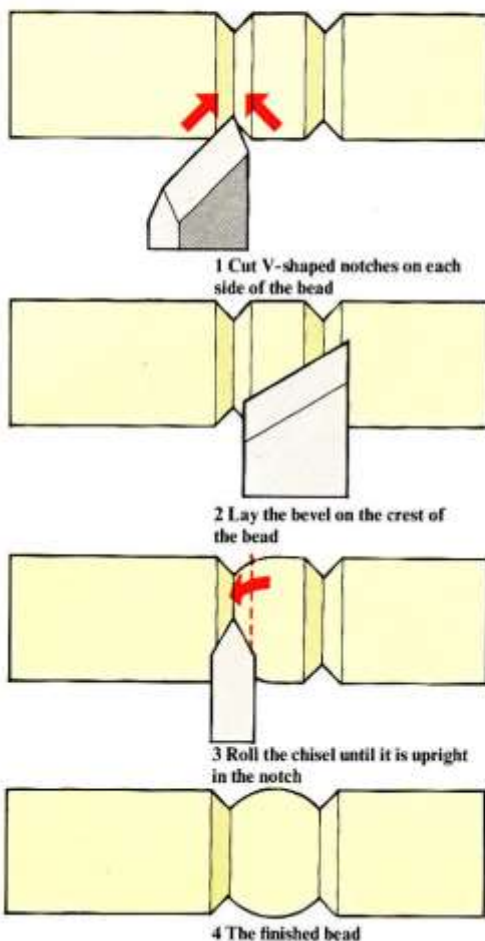
BEADS, HOLLOW AND FILLETS

A 'bead' is a rounded convex shape used for decorative purposes. Its counterpart, the 'hollow' or 'cove', is concave. The junction between hollows and beads is often demarcated by short shoulders known as 'fillets'.



Marking out beads and hollows

Use a straight rule and a pencil to mark out the positions of beads and hollows along the workpiece. When you switch on the lathe, your pencil marks will appear as continuous faint lines. Emphasise the marks by touching them with a pencil point while the lathe is running.



Cutting beads

Place one narrow edge of a skew chisel on the tool rest, and touch the workpiece with the 'longer' point of the chisel to cut a 3mm ($\frac{1}{8}$ in) groove on each marked line. This is achieved by lifting the tool's handle to lower the point slowly into the workpiece. Rock the chisel to one side then the other to open up the grooves into V-shaped notches (1). Remove about 3mm ($\frac{1}{8}$ in) of wood on each side of the grooves.

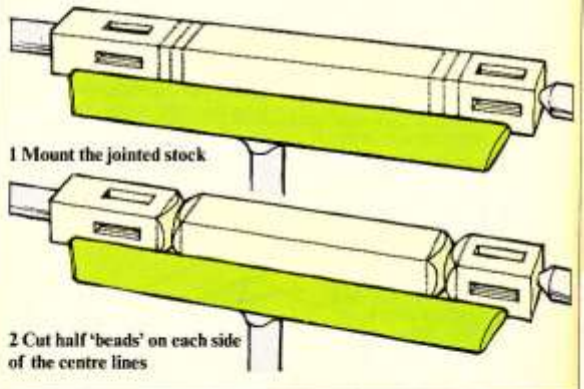
To shape one side of a bead, lay the chisel's cutting bevel on the wood between the V-shaped notches (2), then gradually rotate the tool's handle to bring the blade upright in the centre of one of the notches (3). Cut the other side of the bead in a similar way. Repeat the action, taking very shallow cuts to smooth the bead and remove any remaining ridges. Check the 'horizon' of the workpiece to see the exact shape of the bead you are cutting (4). Keep the chisel square to the work – if you swing the handle sideways as you rotate it, you may catch the point of the tool in the wood.

TURNING FROM SQUARE TO ROUND

Turned table and chair legs are sometimes left square at one or both ends to receive mortise and tenon or dowel joints for the crossrails. Because this type of leg has to be turned from square-section stock, you need to be an experienced wood-turner before attempting this technique.

Cut the joints before you mount the stock on the lathe, and mark the shoulders of each section that are to be left square very clearly (1).

Use the point of a skew chisel to cut a V-shaped notch on the shoulder lines as if you were cutting a bead, then carefully roll the chisel to cut a half 'bead' on each side (2). Use a roughing-out gouge to turn the part of the stock between the squared ends to a cylinder, and finish it with a chisel and abrasive paper in the usual way.

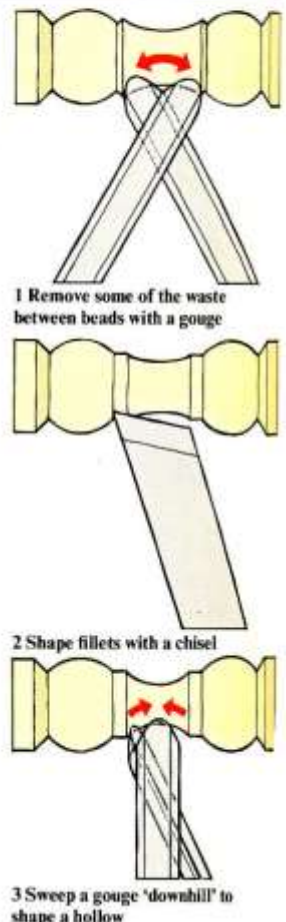


Cutting hollows and fillets

To turn hollows, use a 12mm ($\frac{1}{2}$ in) spindle gouge or a bowl gouge which has its corners ground away to form a cutting tip with a rounded point. Remove some of the waste from between the beads by smoothly sweeping the tip of the gouge from side to side (1).

Use the point of a skew chisel to carefully shape a fillet on each side (2). Shape the hollow, starting on one side with the gouge rolled on the tool rest so that its flute is turned away from the bead. Slide the gouge towards the centre of the hollow, while rolling the blade and advancing the tip of the tool into the work (3). Shape the other side of the hollow in the same way.

Repeat the process, taking very shallow cuts with the gouge and always working 'downhill' from the outside of the hollow towards the middle. Check the horizon to see the true shape of the hollow. Finally, clean up the fillet on each side with a skew chisel, to leave a neat corner against the bead and a sharp edge to the hollow.



EVENT CALENDER 2020

Note:- The following information may be subject to change in date or content,
if in doubt contact a committee member.

December 2020

Wed	2 nd	Mini Day
Sat	5 th	Mini Day
Wed	9 th	Mini Day
Mon	14 th	Committee Meeting 0930 hrs
Wed	16 th	Mini Day
Sat	19 th	Maxi Day – Host Keith Jones Theme – OPEN – No Theme Day
Wed	23 rd	Mini Day
Wed	30 th	Mini Day

EVENT CALENDER 2021

January 2021

Sat	2 nd	Mini Day
Wed	6 th	Mini Day
Mon	11 th	Committee Meeting 0930 hrs
Wed	13 th	Mini Day
Sat	16 th	Maxi Day – Host Keith Jones Theme – Judged best creations of 2020
Wed	20 th	Mini Day
Wed	27 th	Mini Day

February 2021

Wed	3 rd	Mini Day
Sat	6 th	Mini Day
Wed	10 th	Mini Day
Mon	15 th	Committee Meeting 0930 hrs
Wed	17 th	Mini Day
Sat	20 th	Maxi Day – Host Bill Black Theme - Toys
Wed	24 th	Mini Day

CUBBY HOUSE TURNERS AND WOODIES INC. MAXI-DAY HOSTS 2021

On the MAXI-DAY previous to their Hosting Date HOSTS will explain what is expected from these THEME titles. The THEME will be demonstrated on the day/date listed here. All creations on the “Show & Tell” table will be judged as a **Turned Item, a Woodie Item (not turned) or a Novice Item.**

THEME WILL NO LONGER APPLY TO JUDGING – OPEN TABLE JUDGING APPLIES

16 th	Jan	Keith Jones	-	Judge best creation of 2020
20 th	Feb	Bill Black	-	Toys
20 th	Mar	Host and Theme required		
17 th	Apr	Michelle Brown	-	Theme required
15 th	May	Keith Moses	-	Arbortech
19 th	Jun	Alan Pentecost	-	Handles
17 th	Jul	George Blundell	-	Pedestal Bowls
21 st	Aug	Merv Larsson	-	Lidded Boxes (turned or not)
18 th	Sep	John Jansons	-	3 Bowls conjoined (1 piece)
16 th	Oct	Bernie Korent	-	Wood Piercing
20 st	Nov	Host and Theme required		
18 th	Dec	Keith Jones	-	Christmas Party