

The Official Newsletter of the SHIRE WOODWORKING CLUB Inc. Reg. No. Y2889524

"The WORKSHOP", 2B Turriell Bay Road, Lilli Pilli. NSW. 2229

Workshop Phone (02) 9526 8654 Membership Enquiries: (02) 9522 7674 Newsletter Editor: Phone 0414 538 475

# Covid-19 Restrictions have eased The workshop has re-opened

Break out the celebratory drinks—the workshop has re-opened with attendance number limits applying and strict attention to hygiene and social distancing in line with Government requirements.


## A Donated Drill Needing Restoration

A nearby neighbour visited the club and offered the drill pictured below. While at present we don't know much about the drill it seems to have been well used. Club President, Ian Rudd, advised that the drill will be restored to full working order and will be regarded as a museum piece.



The drill is definitely going to need quite a bit of restoration before we can use it in the workshop. Although it's not clear from the photo the drill can be tilted.

Perhaps we should ask new members to use it on their first project. From there they can then graduate to other hand tools before using any of the power equipment. Now that would be a real challenge!



## Major items in this edition

- ◇ Drill to be restored
- ◇ Workshop equipment news
- ◇ Intarsia book review
- ◇ Harnessing horses—help needed
- ◇ Randwick Children's Hospital
- ◇ Virtual Show & Tell
- ◇ Notice Board

**CLUB COMMITTEE:**

**President:** Ian Rudd  
**Vice President:** Malcolm Armstrong  
**Secretary:** Graham Ethell  
 Telephone 9522 7674  
**Treasurer:** Alan Ritchie  
**Committee Members:** Ray De Marco, Roger Dixon & Barry Gardner

**SUB-COMMITTEES & Auxiliary Positions**

**Assistant Secretary:** Roger Dixon  
**Assistant Treasurer:** Roger Walsh  
**Project Sub-Committee:** Bob Davis, Barry Gardner, Alan Ritchie & Ray Tregoning.  
**Librarian:** Roger Walsh  
**Safety Officers:** Ray De Marco, Roger Dixon, David Edwards, Graham Ethell, Alan Ritchie, Ian Rudd & Ray Tregoning.  
**Welfare Officer:** Peter Mott  
**First Aid Officers:** Graham Ethell & Alan Ritchie  
**Newsletter Editor:** Maurice Smith  
**Assistant Newsletter Editors:** Ray De Marco & Roger Walsh  
**Catering Officers:** Richard Cain, Michael Green, Steve Lansley, Trevor Lewis, Neil Mathews, Lynn Messenger & Roger Walsh  
**Equipment & Training:** Roger Dixon, David Edwards, Neil Mathews, Terry Murphy, Alan Ritchie, Ian Rudd, Ray Tregoning & James Windschuttle  
**Raffles:** Peter Mott  
**Exhibitions Sub-Committee:** Malcolm Armstrong, Roger Dixon, Graham Ethell, Steve Lansley, Lyn Messenger, Maurice Smith & David Whitney  
**Property Sub-Committee:** Richard Cain, Roger Dixon, Graham Ethell, Bob Quigley, Ian Rudd, & Ray Tregoning  
**Toymaking:** Malcolm Armstrong, Barry Gardner, Gary Halder,, Steve Lansley, Lyn Messenger, Glen Reeve, Reno Scriberras, Maurice Smith, Ken Tyson & Roger Walsh  
**Woodcarvers' Liaison:** Ron O'Malley

**Workshop Equipment News****Laser Maintenance**

Ian Rudd advises: During the lockdown we were able to arrange a service visit from the suppliers of our Nova Laser engraver. We did have some issues with alignment and as part of the service the machine was mechanically checked ensuring the table was perfectly level, mirrors correctly aligned, drive belts tensioned and lens checked and cleaned. There was a software setting that was reviewed and corrected and finally the machine was demonstrated to be operating correctly producing a multiple engrave and cut sequence. We also purchased a spare new lens which is stored in the laser bench drawer.

Since the reopening of the club the Laser has been busy with many projects and it is pleasing to see more members learning how to use this equipment.

**Storage Rack for Battery Operated Drills**

Courtesy of member Neil Mathews, the club's corded drills have a storage rack in the store room. Thank you Neil. The photo below shows the storage rack.

**Drill Press Accessory Table Installed**

In the May 2020 edition of this newsletter David Edwards explained the development of the removeable table for the club's Nova Drill Press. The table has now been fitted to the drill.

**Presidents Report July 2020**

Finally, we were able to reopen the club in June for woodworking activities and it was pleasing to see how well members handled social distancing. Our club produced a COVID 19 Safety Plan and a roster system was introduced to allow many members some wood-working time. We will continue to operate this system for the coming months and I ask all members to please do not attend if you are feeling unwell, have a dry cough or any Flu like symptoms.

In the meantime our Maxi Days have to be on hold due to the social distancing rules. This pandemic will have a severe effect on The Shire Woodworking Club's ability to fund raise this year. It appears that Bun-nings BBQ events are cancelled and probably the Gynea Fair may not be held this year. Your committee are looking at ways we may gain sales of items we produce.

After a few months of no woodworking now is a good time to remind all members about being aware of the dangers of working with machinery. Safe working

practices are one of the most important aims of our club. Where ever there are woodworking machines there is always potential for incidents where injuries can be sustained.

As a club we are continually trying to make all members aware of the possible dangers and at the same time ensure that members are using safe working practices. Even though members have been through the Machine Induction Program it is timely to remind all members of the need to remain vigilant. If you see something that you believe is an incorrect procedure please raise your concerns. If in doubt ASK.

Welcome back  
 Happy Woodworking

Ian Rudd  
 President

## Workshop Equipment News

### Our old Triton router is to be replaced

Club Secretary, Graham Ethell has advised: Earlier this year the Commonwealth Government announced a new round of Volunteer Grants, as part of the Government's commitment to assist volunteers and encourage volunteering. The Government advised that it "recognises the vital contribution of volunteers in strengthening and enriching our communities".


Our Club applied for funding to purchase a new router table and two new routers, and we are very happy to advise that our application was approved in May and the funds are now in our bank account. The new router table will enable us to finally retire the last of our major Triton equipment, which is now almost 20 years old. President Ian and others are currently looking at the best options as there have been improvements in what is available since our application was submitted.

Every Federal Electorate was given a budget for these grants. The Club extends its thanks to our local Member of Parliament, The Hon Scott Morrison MP, Prime Minister of Australia, for his support of our application.

## Intarsia Book Review

**BOOK REVIEW:** Following the sponsored visit and demonstration of Intarsia by Kathy Wise at our Lilli Pilli Workshop prior to the Covid-19 lockdown we recently received one of Kathy's books purchased by the Club for our library. As we know intarsia is defined as "*an elaborate form of marquetry using inlays in wood, especially as practised in 15th-century Italy*".

If you have never tried to have a go at intarsia then you should give it a try. This book will help you to start and supplies simple plans for your first efforts. The 30 patterns in this book relate solely to birds and about half could be said to be associated with Australia.



The patterns start with as little as 17 wood pieces up to patterns with up to 163 wood pieces.

A number of them, particularly the Robin, Lovebirds etc would make nice embellishments to a jewellery or keepsake

## Intarsia Book Review

box. The book includes patterns for a Crow, Duck, Rooster, Hen, Owl, Eagle, Dove, Swan, Pelican, Falcon to name just a few. If you are wanting a truly Aussie bird pattern then Kathy has available through her website a pattern of a Kookaburra (92 pcs) at US\$10.

There are many other intarsia patterns available for all subjects not only on Kathy's website. One just has to do a search on the web. Give intarsia a go.

Barry Gardner



## Do you have experience in harnessing horses to a coach?

### HELP NEEDED!

From Barry Gardner: For those who have been down at our workshop during the last couple of weeks (post Covid-19 virus lockdown) have no doubt noted my struggling to build a Cobb & Co coach from a USA based stagecoach laser pattern.

I am now in the position of considering how the horses are harnessed to the coach. Never having had the opportunity of ever doing such a thing I am seeking help. The web has been some help but would like to have a drawing or sketch of the harnessing. The horses have chest collars. Any member able to help me would be much appreciated.



Many thanks. Barry Gardner

(Editor here: Barry's needs are certainly something that the average woodworker ought to have experience in, NOT. Good luck Barry. I look forward to future episodes of the building of the coach.)



## Randwick Children's Hospital

### Project Challenge

Barry Gardner has shared with me the contents of an email received recently from Janet Burke of Randwick Children's Hospital.

Hi Amazing Team

We hope that you are all safe and well during this extraordinary time we are collectively experiencing.

I wanted to give you some feedback about a patient I used one of your amazing pieces of woodworking with and hopefully an idea for a future item for this patient when the workshop is able to be back up to fully operational.

Adam is an almost five year old boy who has autism and a complex skin condition which means he is prone to blistering.

On Friday when I was supporting Adam in clinic I provided him with one of your amazing trucks with incredible detail including a windshield. Adam who previously would only spend 10 or so minutes on any activity spent over an hour completely covering his truck in colour. He was so proud and it looked fantastic – although bless him he said he'd prefer I didn't take a photo of it J

Adam is obsessed with car parks

When I first worked closely with him last year he was particularly obsessed with the red pipes in car parks

His dad mentioned he's been trying to make him a carpark but with no success – which is when I thought of you incredible guys and wondered if a car park toy complete with pipes (and while he is obsessed now with ventilation systems he particularly mentioned when I talked about you guys that he would prefer an above ground car park without a ventilation system).

Then 2 days later a follow-on email:

I have just spoken to Adam's dad John who asked me to let you guys know that Adam when he got home spent the whole weekend repainting his truck and then the smaller truck we gave his brother as well. They are so grateful.

Dad said matchbox car size would be amazing (I wish I could have taped the call he was so excited – and relieved its off his to do list). Four levels is the magic number. With Ramps if possible and red pipes (fire reticulation system). No ventilation required as it is above ground. And if possible entry exit boom gates

I can't tell you what a difference you guys make with your beautiful crafted items

This family as so touched by your talent, generosity and interest in their son.

As you can imagine these emails have our Toy Making group in a lather, figuring out how to meet this challenge and help the young boy and his family. I can report that the laser gurus are working on a multi-level garage. More to come in future editions of the newsletter as we work on delivering the requested project.

## Randwick Children's Hospital

Matt Ralph of Randwick Children's Hospital has emailed us:

Dear Maurice, Ian, Barry and the whole Team,

Thanks so much for sending through your latest edition of Sawdust and Shavings. We have been thinking of you all and are so relieved that you have all stayed safe and that there are plans in place to return to your wonderful workshop, albeit slowly and carefully.

The newsletter shows that you are all connecting and finding ways to keep building and inspiring each other and sharing knowledge.

It is great news that the lazer is up and running, as we have found that the pieces with children's names engraved is very moving for parents and has even brought tears to their eyes.

We still have a generous stock of many of your lovely items ready to share with the children, so please feel confident that we are good shape for the next few months to come. When you are settled and have capacity to make some of the small guitars for us, it would be exciting to send you through a list of names for them. We have some vibrant water colour crayons, which really work well on the guitars and is a lovely group project for boys and girls of all ages. (I have attached an example of the crayons from a recent session).

We know that you are busy putting rosters and ways of working in place to keep everyone safe, and that this means more limited and shared time in your workshop, so let's leave any projects for now.

From all of us here at Sydney Children's Hospital we are excited for you to be returning and wish you all a safe and positive next few months.

We can't wait to receive your next edition of Sawdust and Shavings to catch up on your news and creative projects underway,

Warm Regards,

Matt



# VIRTUAL SHOW & TELL

## Ray Tregoning has quite a tale about his dining room table

This is a story of two Murray River Red Gum slabs (3200mm long x 690mm wide, 55mm thick, weighing approx. 300 kg) I have stored under our house since 1987. They were earmarked for Gayle and my dining suite. Photo below shows the original slabs.



In 2015 I finally made 10 dining chairs. The photo below shows one of the chairs.



Next up was the table, but due to lots of visits to orthopaedic surgeons it just did not happen. When I was in a position to proceed dressing the slabs became the next problem. It was hard to find a thicknesser wide enough to cater for the 690mm width. My initial research led me to a place at Mittagong which had a **Woodwize** machine.

When our club was investigating the ducted vacuum system club representatives visited Metric Joinery owned by Justin Macri and his father at Wetherell Park. They had a machine called a **COSTA Levigatrici**, a thicknesser/sander that can dress and sand with two different grits of sanding belts in one pass, up to 1650mm wide. It can take up to 4mm off in one pass. I chose this option. Within an hour of arrival, the two slabs were dressed and sanded with 80 and 120 grit to 46mm thick. The two photos below show the machine.



At home I unloaded the slabs, then needed to machine the edges in the centre to join the two slabs together with dominos. *Cont'd on page 6*



# VIRTUAL SHOW & TELL

## Ray Tregoning has quite a tale about his dining room table (cont'd)

The two photos below show the slabs now joined.




Ray was in the workshop recently working on the table legs, I managed to get Ray to hold still for a few seconds for the photo below.



## Flintstones A Covid-19 lockdown project.

Member Barry Gardner told me "When browsing the Lloyds wood toys website I came across free plans for making Flintstones iconic car and "motor" bike. Some nostalgia set in as I was directly involved in



the distribution of the original Television series both in Australia and Asia. In addition I was also directly involved ensuring the protection of the intellectual property rights.

The Lloyds Wood Toys website is not an insignificant toy plan sale site with over 400 well produced detailed plans for sale and including some free plans. Their plans are also sold on the Etsy website. The plan for the Flintstones car consisted of 37 pages and the motor cycle 33 pages in the PDF format. The front page for each of the plan sets are seen in the following photos.



The plan sets advise they are a "Quick & Easy Weekend Project". I must be getting very old as they took a lot longer to make than just a couple of days or is it lockdown slowed everything up!

From memory some 50 plus years ago the intellectual property rights for Flintstones were owned by Hanna Barbera and exclusively licenced to Screen Gems (Columbia Pictures now Sony Pictures). I can only assume that Lloyds have been licenced by the present intellectual property rights owners to make the plans available freely. There is a copyright notice advising the plan set is copyright to Lloyds but also goes on to say "You can make as many of these toys as you like. The wood toys in this plan set are royalty free". The plan sets also include patterns for boxes and labels it appears for use for resellers. I have some real difficulty with offering to sell these toys but would be happy for them to be gifted to the Children's Hospital or for personal/family use.

I am waiting for my dear wife to sew up the material hood for the Flintstones car.

# VIRTUAL SHOW & TELL

## Neil Mathews takes us on a tour of his workshop

Neil reports: "My Workshop is at the back of our garage, under the house and connected by an internal staircase. My wife refers to it as me "Going down the Hole".

My workshop is small 3.8 x 2.8m. It has a 2500 x 700mm fixed bench on one side and opposite, a 2000 x 900mm bench on wheels that I can move to the garage if I'm cutting large timber.

I have a lot of hand tools and "stuff" that accommodates different activities of: Woodwork, Metalwork, Electrical & Electronics, Photography and Picture Framing.

Activities are on a percentage basis 60%, 20%, 10% & 10% in that order.

Woodwork equipment includes Metabo mitre saw, orbital sander and drills, Hitachi pedestal drill with 100mm X/Y table vice, An ancient Emco multi-purpose machine, a Shogun 100mm x 150mm bench sander, Fein detail sander, Ryobi biscuit cutter, Dremel, Aldi bench bandsaw, router table, and planer/thicknesser. These are connected to a dust extraction system purchased from the Woodies plus a Ryobi vacuum cleaner.

Metal work includes: Lincoln electric welder,

Aldi 10" friction cutter, two Bosch angle grinders, Parker finisher, Radiusmaster belt sanding machine, Baldor 6" bench grinder and a 250x180x20mm steel "bash plate" adjacent to my 6" vice.

Electronic equipment (which I now rarely use because I can't see it now) includes Storage Oscilloscope, Regulated power supply, Digital and analog multimeters, temperature regulated soldering irons, specialised crimping tools, illuminated magnifying glass and a huge quantity of components I will never use. Photography stuff includes Picture framing equipment, and in an adjoining room, cameras, Epson printer, scanner, and A2 photo printer."



## Peter O'Connell has been making more boxes for radios



Peter has been using his time making more boxes to hold his radios. And no, you are not seeing double, Peter has made 2 boxes for a pair of AWA VHF radios from the 1980's and he has a third box under construction.

The boxes were made from 18mm particle board purchased from Mister Ply&Wood at Alexandria, who accurately cut the 2400mm x 1200mm sheet

into pieces he could easily fit into his car – he misses the SawStop table saw at Lilli Pilli. Peter says that he uses 18mm particle board as it is easy to work, has a consistent structure and is dimensionally stable. Then the boxes were finished off with several coats of water based Cabot's Cabothane Clear Satin.

Peter's usual boxes are suitcases built to hold radios and other equipment, but these boxes are different. The radios (designed to be installed in a motor vehicle) are mounted on the bottom half of the box, with the top half of the box being removable. For this he used "Penn Elcom Black Lift-Off Hinges" from <https://www.pennelcomonline.com/au>. The other hardware was from McJings at Yagoonga.





# Coming Up!

## Club Calendar

July 2020						
S	M	T	W	Th	F	Sa
			1	2	3	4
5	6	7	8	9	10	11
12	13	14	15	16	17	18
19	20	21	22	23	24	25
26	27	28	29	30	31	

August 2020						
S	M	T	W	Th	F	Sa
						1
2	BH	4	5	6	7	8
9	10	11	12	13	14	15
16	17	18	19	20	21	22
23	24	25	26	27	28	29
30	31					

Committee Meeting 12:30pm -  
Club Days—members own projects  
Toy Making—No own projects

*No MaxiDays for the time being. I am privileged to know that the committee is seeking a larger venue in which to hold such meetings. When an alternate venue is found you will be provided with relevant details.*

*I'm sure we are all looking forward to the resumption of our Maxi-Days*

## Have you paid your annual subscription?

Your annual subscription of \$30 is now due. If you haven't paid make sure that you pay as soon as possible.

Club Secretary has a limited number of club shirts, jackets and aprons available. If you need one or more of these contact Secretary, Graham Ethell to arrange.

## NOTICE BOARD

# SAFETY

**SAFETY FIRST: Members are asked on all club days to bring along and use their personal safety gear. ie. hearing protection, dust mask, eye protection, ensure they are wearing good sturdy protective footwear and no loose fitting clothes.**

## Do you have a significant wedding anniversary coming up that you would like to be acknowledged in this esteemed newsletter?

First of all, a *significant* anniversary is one that ends in 5 or 0. So, anywhere between your fifth anniversary to your 80th anniversary (Doug Wickens that's for you!).

Contact the editor with the details and with any sort of luck your announcement will be published in the appropriate edition.

## Plank Competition Judging Date now 14 Nov 2020

At the club committee meeting held on 7 July 2020 the date of the Plank Competition judging was set to 14 November 2020.

## Good News and Bad News

First the **Good** News:

**Bunnings Sausage Sizzles** are set to recommence late July. No confirmation on the start date for Bunnings Caringbah. Nor do we know what the social distancing and hygiene requirements will be. We also don't know if our current booking will be honoured. Here's hoping! Watch this space for updates as they come to hand.

Now the really **BAD** news.


Our single biggest fundraiser, the **Gymea Village Fair** has been cancelled for 2020 due to the ongoing restrictions and uncertain future. How sad. Oh well let's hope that 2021 is better than 2020.

## Thinking of coming to the workshop?

Remember you need to book via email:

[theshirewoodworkingclub@gmail.com](mailto:theshirewoodworkingclub@gmail.com) or phone or text message to 0414 538 475. If you don't have a "permanent" booking the best days are Thursday, Friday and Saturday

## Members with Birthdays in July



Day	Member
1	Douglas O'Hara
11	Rodney Mallinson
22	Perry Woodlands
25	Malcolm Armstrong
30	John Sandilant
31	Bruce Dowdell

Hope every one of you have a wonderful birthday and lots more of them.



Printed as a community service at the office of  
**SCOTT MORRISON MP**  
PRIME MINISTER OF AUSTRALIA | FEDERAL MEMBER FOR COOK

[scottmorrisonmp.com.au](http://scottmorrisonmp.com.au)

