



OFFICE BEARERS:

President: Ray De Marco
Vice President: Alan Ritchie
Secretary: Graham Ethell
 Telephone 9522 7674
Treasurer: Bill Lewis
Auxiliary Positions:
Assistant Secretary: Roger Dixon
Assistant Treasurer: Alan Ritchie
Project & Training Sub-Committee: Bob Davis,
 Stan Kirkman, Peter Mott, Alan Ritchie,
 Andrew Ryan, & Warwick Tame.
Librarian: Andrew Ryan & Roger Walsh
Safety Officers: Roger Dixon, Alan Ritchie
 Warwick Tame Ken Tyson & Bill Lewis
Welfare Officer: Peter Mott
First Aid Officers: Graham Ethell & Alan
 Ritchie
Newsletter Editor: Barry Gardner
Assistant Newsletter Editors:
 Ray De Marco & Fred Seligmann
Catering Officers:
 Richard Cain, Trevor Lewis, Ken Tyson &
 Kevin Winter
Equipment Officers:
 Bob Davis, Alan Ritchie, Roger Dixon, James
 Windschuttle Ian Rudd & Ken Tyson
Raffles: Peter Mott
Exhibitions Sub-Committee:
 Bob Davis, Ian McRae, Graham Ethell, Fred
 Seligmann (media) & Kevin Winter
Property Sub-Committee: Richard Cain,
 Graham Ethell, Bill Lewis & Ken Tyson
Toymaking: Barry Gardner, Roger Dixon, Ian
 Rudd, Warwick Tame, Ken Tyson & Kevin
 Winter
Woodcarvers' Liason: Kevin Winter



The Music and Play Therapy Department at the Sydney Children's Hospital, Randwick were the recipients of another 506 items from our Club as pictured above. The delivery was made on 6 November. This brings our total of items delivered to the hospital this year to 870. The Therapists eagerly await our deliveries to find what goodies they have available to help the children in their recovery in the hospital. They are most grateful for our contributions as evidenced by the thankyou card and Christmas gift we received. I might add that the shortbread and biscuits disappeared very quickly at morning tea at our November Maxiday.

The card reads "To All the Shire Woodworking Members. Thank you for everything you do for us at Sydney Children's Hospital. Love Kerry and all the team at Play & Music Therapy" See page 3 for list of items in above photo.



Also our donation of toys (pictured above) to our local Shire Charities took place on 5 December.

See story page 2.

**CHARITABLE
TOY COUNT
FOR 2014**

1,041

**You only need
two tools in
life!
WD40 to get it
going and
Duct Tape to
make it stop.**

To All the Shire Woodworking members
 Thank you for everything you do for us at Sydney Children's Hospital.
 Love Kerry and all the team at Play & Music Therapy
 Nov 13



2013 Xmas Toy Give Away

On Thursday 5th December we held our second "Xmas Toy Give Away Day" from our Lilli Pilli Workshop. Like last year it was a wonderful occasion with smiling and appreciative representatives from the three Shire Charities, along with a special guest, two dignitaries, some member wives and our well dressed, gold shirted members.

Displayed and assembled for distribution were 171 items some 57 less than last year as a result of us supplying to the specific requests & needs of the three charities. They were The John Franklin Christmas Lunch (19) Sutherland Shire Family Services (75) that included 22 items received on the Wednesday and lastly the Project Youth (77) from Miranda.

Our President Ray started off to an attentive audience by extending a very warm welcome on behalf of our executive, committee & members. This was followed by introducing our special guest, member wives and dignitaries' starting with recipients from our three shire charities:

There was Kellie Checkley, Executive Officer & staff member Julie from Project Youth at Miranda, Lola Hearn, Administration Manager from Sutherland Shire Family Services at Jannali and Dianne Batty & husband Mike from John Franklin Christmas Lunch at Sutherland

Ray followed up with a very special mention of appreciation in his introduction of Barbara Taaffe. Barbara, as our special guest is the knitter of all our stuffed dolls & animals given to us during the year that means working around the clock to produce them in large quantities, some of which were on display.

Our invited dignitaries were Councillor Tom Croucher, Deputy Mayor of the Sutherland Shire Council and Mark Speakman our State MP for Cronulla. Scott Morrison the Federal MP for Cook had been invited but was unable to attend & extended his apology. He did however, have Louise and Rebecca to represent him.

Ray then welcomed Mark Speakman and prior to asking him to say a few words complimented Mark for the friendship, interest in our activities and the subsequent support he has given us. As an example Ray recalled the surprise last December when he presented us with a plaque that we now proudly display. The plaque recorded that Mark moved in the NSW Legislative Assembly that our Club be mentioned in Hansard in recognition of our efforts. "Mark this was a great honour for us so thank you again".

Ray invited him to speak and Mark expressed his appreciation of our invitation & the fine work we do in looking after the needs of the various charitable organisations. Mark also took the opportunity to surprise us again and announce that our application for funding under the NSW's Community Building Partnership Program was approved to the value of \$4,950 for the front patio & landscaping.

To close the "formalities" Ray invited anyone who would like to speak and we had lovely comments from both Lola Hearne and Dianne Batty recognising the valuable work we do in catering for their needs. Ray thanked everybody for coming & invited all to stay for nice morning refreshments, courtesy of the work of our "chef" Richard Caine.

Roger Dixon



Kellie & Julie from Project Youth standing behind their cache



Lola from Project Youth standing behind her cache



Dianne from the John Franklin Christmas Lunch standing behind her cache

MAXIDAY: SATURDAY 14 DECEMBER, 2013...AGENDA

8:45am	Open Lilli Pilli Workshop
9:00am	Monthly Meeting
9:30am	Router Bit Video Demonstration
9:45am	Morning Tea .
10:15am	Show & Tell
10:45am	Members present their entries into the Al Usherwood Award competition.
11:30am	Al Usherwood judging
12:00 Noon	Announcement of Al Usherwood Award winners
12:15pm	Christmas Banquet or at least a slap up Christmas feed prepared by Chef Richard and his merry band of helpers.
1:30pm	Raffle Draw
About 4:00pm	Close

List of Items delivered to the Sydney Children's Hospital, Randwick. (Story page 1)

Large Wood Dolls	22
Memory Boxes	11
Doll's Beds	4
Doll's Cradles	2
Music Sticks	233
Small Wood Dolls	12
Stars on Sticks	7
Racing Cars	5
Steam Engines	3
Boomerangs	15
Jigsaw Puzzles	5
Shapes	10
Santa, Sleigh & Reindeer	5
Grass Hoppers	5
French Knitting	5
Worry Boxes (Pyrographed)	11
Worry Boxes (plain)	4
Keepsake Boxes	4
Christmas Trees	11
Carpet Buddies	29
Fendered Cards	9
Bobsy Car Kids	13
Echidna Pen & Pencil Holders	7
Windmill Construction	1
Small House construction	1
Rhino Slide	1
Tumbling Clown	1
Knitted Finger Puppets	12
Knitted Small Dolls	12
Doll's House	1
Doll's House Furniture	28
Plastic Decorations	6
Wood Bangles	10
Teddy Bear	1

506

Raffle Prize Winners

NOVEMBER 2013 MAXIDAY

1st Prize:

Ian McRae \$25.00

2nd Prize

Kevin Winter \$15.00

3rd Prize

Richard Cain \$ 5.00

4th Prize

Doug O'Hara

**Bottle of Wine
courtesy of
Peter Mott**

The Wood is not for burning (or is it ?)

Pyrography, the art of writing, drawing images and decorating raw timber by a heated stylus was looked at during our November Maxi-day.

Thank you Ray Schofield for sending tracing shapes, alphabets and a number of square and rectangular timber pieces for the members to practice on.

Sam kindly cut a quantity of circular coaster size trivets for other slightly more ambitious projects to be tried out.

On the day it was decided to keep the projects to mainly outline shapes for participants to get the feel of the stylus and to experiment with the temperature control for darker or lighter imaging.

The three operating stations used the Club's two units plus a supplementary private set.

All were in near constant use during the whole project time.

When a station was free for a short time, previous pyrographers came back for another try, improving with each supplementary mini session. It was gratifying that so many wanted to take their work home.



Various participants added other features and shading to the bland single outlines actual bringing a near third dimension to the image.

Thank you Warwick for the more ambitious tasks of the completion of the elegant goose coaster and for burning the little Teddy Bears to the lids of the two remaining keep sake boxes for the Children's Hospital.

I think it is fair to say that this very fundamental introduction to the pyrography art may have whetted a few appetites to more ambitious projects ahead.

Addendum


Lynne Messenger was unable to join us on Maxi-day and missed out, but had her maiden pyrography session the following Wednesday Club day. Lynne seems to be a natural and produced some remarkable first time work.

Gordon took home one of Sam's trivets with the elegant goose image on the stipulation that he do the work and not his artistic wife. Promises given and accepted. Gordon returned the slender outline as a distinguished goose figure complete with feathers and shading, good one Gordon.

I thank all members for support on a day of rather hasty preparation.

Pyrography is yet another treatment to timber and wood, its scope is limited only by one's imagination.

Fred Seligmann

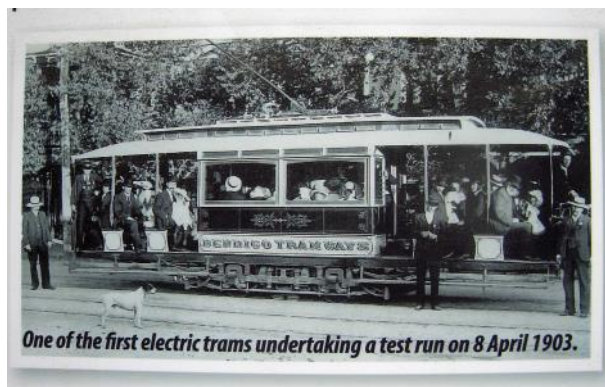


THE COACH BUILDERS ART


During a recent trip to Victoria we had the good fortune to stay a couple of days in the City of Bendigo. One of its highlights is its Tramways Museum and Tourist Tram ride. Officially the Trams were part of the Public Transport network in Bendigo from 1890 and officially ceased in 1972. However Bendigo residents did not like losing their trams and so in 1973 the Tourist tram commenced operation and has been going strong ever since. In addition they have a serious refurbishment, maintenance and reconstruction operation with 23 working trams in their collection. They are currently rebuilding a tram for the Sydney Tramway museum.

One cannot but recognise the fact that what was outdated transport in the 1970's is now the new public transport. Instead of calling them trams they now call them by the buzz words "light rail". I wonder whether the workmanship quality will be in the new light rail rolling stock and whether they will still be going in 100 years as is the case with a number of the Bendigo trams.

The Bendigo Tramway Museum has restored many of their old trams. Not the least of which was one of the first (1903) electric trams. The photo at left is of the one of these trams taken in 1903. The second photo sees the tram arriving at the Bendigo workshops and the third is how it looks today in full working order.



The coach builder's art is much in evidence at Bendigo as can be seen in the following photos. One must marvel at the Tiger Maple and other woods used as well as the many brass fittings.



Story continued next page.

THE COACH BUILDERS ART

(continued from page 4)

There were a couple of signs in the old trams that one may not see repeated on our new tramways.



By the way we stayed at a B&B while in Bendigo. This house was built initially for the Anglican Bishop of Bendigo in early 1900's. It has had a checkered history since but it has been a B&B over past ten years. Ed.



Who needs a Panel Beater when a Woodworker is around?



The Al Usherwood Award of Excellence

Each year for the last 11 years we have honoured one of our late members with an **Award of Excellence**. This award sponsored by our Club was offered to members of the Clubs who were resident at the Cubby House at Oyster Bay. Your Committee in 2012 determined that in future years the award will be offered to members of Clubs who reside at our Lilli Pilli Workshop. Members therefore of these Clubs are offered to submit one or more wood items they have finished during the 2013 year at our meeting at the Lilli Pilli Workshop this year on Saturday, 14 December, 2013 for judging by the panel of judges. Please see the rules below.

So we look forward to you submitting that masterpiece and getting your name on the honour board for posterity.

THE RULES

1. The competition will be held annually and will be called "The Al Usherwood Award for Excellence".
2. The judging panel will be Bruce Leadbeater, Bill Lewis, and Alan Shoebridge.
3. Should any of the judging panel enter any category of the competition or a casual vacancy exists, a replacement judge will be appointed by the other members of the judging panel for that occasion.
4. Without precisely defining "Excellence" the entries will be judged according to the very highest standard and no award will be issued if, in the opinion of the judging panel, those standards are not met.
5. The competition will be open only to financial members of the two clubs which are:
 - 4.1 The Shire Woodworking Club Inc
 - 4.2 The Woodcarvers Club
 and includes their successors and assigns.
6. Any item(s) made primarily of wood is eligible for entry but must have been made by the member and been finished within the previous twelve months and can only be entered once.
7. Items are eligible for entry to any section of the competition and entrants are to nominate the category for each entry submitted.
 - Best toy
 - Best item or setting of furniture
 - Best art piece
 - Best utility piece
8. The Al Usherwood Award for Excellence will be given to the winner of one of the four categories above if the standard is considered to be high enough.
9. Prizes will be as follows:

The name of the annual Excellence award winner will be recorded on a plaque mounted on a large wooden shield affixed in a prominent position on the wall of the Shire Woodworking Club premises.
10. The winner will be presented with a Certificate of Excellence. A Certificate of Merit will be awarded to the winners of the other categories.
11. Entries are to be submitted to the Shire Woodworking Club Inc at the Lilli Pilli Workshop on, or before, 10:00AM on Saturday 14 December 2013. Suitable security arrangements will be made with the owners while the entries are with the Shire Woodworking Club. Judging will be completed on that date. Items are to be collected after the judging on that day.
12. Each entrant should complete an entry form which will include the details required in paragraphs 6 and 7 above. Entry forms will be available from the Secretary.

SHOW & TELL NOVEMBER 2013



Gordon showed us his latest build this toybox for a grandson. The decoration are not printed decals. Gordon admits they were done by his obviously very talented wife



Gary showed us his latest Ebay purchase the Stanley Combination Plane #13-050.



A lady brought this wood and brass inlay box to our Club to see if it could be restored. It was in very poor condition with no lock and some substantial damage to the key hole escutcheon area. Apparently the box belonged to her Grandfather or Great Grandfather which would make the box at least 120 to 150 years old. After doing some searches on similar boxes I believe this box would have been

made in the UK where the manufacture of these types of boxes was an industry for the wealthy.

The brass inlay was in good condition and the craftsmanship that went into this box in the 19th century was amazing.

A new brass lock was fitted and a new keyhole escutcheon was mounted on a turned piece of Rosewood to cover the damage on the front. The box was carefully scraped back to the original veneer finish, hand sanded to 400 grit and then finished with shellac similar to its original finish. *Ian Rudd*

It is worth a look at www.antiquebox.org/guide/eras-and-periods/regency-period/ for more information and photos of similar boxes.



The fire engine I made for James WindSchuttle who supplied most of the wood.

The agreement was that I would make a collectable wooden toy and James would make a small donation to the Club.

Based loosely on a 1936 Dennis Fire Engine construction was mainly made up of Silky Oak, Tasmanian Oak and I believe Russian Oak for the hood.

This was a win - win situation all

round I enjoyed making the Fire Engine, James got his collectable and the Club a small donation.

The Fairies and Unicorn/Trees were part of the toy making day. All made from Silky oak with the exception of a tree made from Oregon hum!

A good scroll saw project with the main problem being securing the fairies wings. I used an epoxy adhesive and found this to be strong enough.

Warwick Tame

If you would like to receive this Newsletter please email the editor at shirewoodworking@bigpond.com

SHOW & TELL NOVEMBER 2013



Jan has again been practising the art of turning square edged bowls and platters and still has all fingers to prove he is very good at it.



James has been on a buying spree again showing us his latest acquisition the Swarts Tools Twin Bladed Saw.



Bob has been busy again converting a leg of a former billiard table into a ride on engine.



St Joseph's Primary School

Come - Oyster Bay

Oyster Bay Road, Come NSW 2226
Telephone: (02) 9328 8716 Facsimile: (02) 9328 2187
Email: info@stjoesphs.catholic.edu.au

2nd December
2013

Thank you so much for the wonderful rings you made for me and the parents of St Joseph's School, Come.
We made beautiful Advent Wreaths to celebrate the Season of Advent - the waiting time before Christmas.
Everyone loved and admired the fine craftsmanship of the rings.
Blessings to one and all.
Sincerely, Gracey Bowler
Family Educator.



Library Matters

Did you know that you can get free digital magazines from Sutherland Library, including HandyMan and Wood Magazine?. Our local library has a partnership going with Zinio, a leading distributor of digital content, that allows members to download current issues of approximately 100 different magazines to their

PC, Tablet or SmartPhone free of charge.

All you need to do is sign up for a free Zinio account, then follow the instructions at this link (http://www.sutherlandshire.nsw.gov.au/Library/Online_Collections/Zinio_-_Digital_Magazines) to select the magazines you would like to read. They don't expire and you can print individual pages if you want to follow plans from them.

If you're looking for something a little more solid to read then the club library, located in the office next to the kitchen, has a large selection of back issues of The Australian Woodworker, Fine Woodworking and Woodsmith magazines that you are welcome to borrow. Just follow the borrowing procedures posted above the borrowing cards. If you need help borrowing please see Roger Walsh or Andrew Ryan on Maxi or other available days and they will be happy to help you.

Andrew Ryan & Roger Walsh

WHAT'S ON!

Saturday, 14 December, 2013
Al Usherwood Award Judging
Christmas Lunch
Show & Tell

Tuesday, 17 December, 2013
Club Day, Lilli Pilli Workshop

Wednesday, 18 December, 2013
9:00am Club Day, Lilli Pilli Workshop
7:00pm Woodcarvers Meeting

Saturday, 21 December, 2013
Club Day, Lilli Pilli Workshop

Tuesday, 24 December, 2013
Club Closed

Wednesday 25 December, 2013
Club Closed

Saturday, 28 December, 2013
Club Day, Lilli Pilli Workshop

Tuesday, 31 December, 2013
Club Closed

Wednesday, 1 January, 2014
Club Closed

Saturday, 4 January, 2014
Woodcarvers Meeting

Tuesday, 7 January, 2014
Committee Meeting

Wednesday, 8 January, 2014
Club Day, Lilli Pilli Workshop

Saturday, 11 January, 2014
Boxmaking using the Leigh Jig
Show & Tell

Tuesday, 14 January, 2014
Club Day, Lilli Pilli Workshop

Wednesday, 15 January, 2014
Club Day, Lilli Pilli Workshop

Saturday, 18 January, 2014
Club Day, Lilli Pilli Workshop

Tuesday, 21 January, 2014
Club Day, Lilli Pilli Workshop

Wednesday, 22 January, 2014
9:00am Club Day, Lilli Pilli Workshop
7:00pm Woodcarvers Meeting

Saturday, 25 January, 2014
Club Day, Lilli Pilli Workshop

Tuesday, 28 January, 2014
Club Day, Lilli Pilli Workshop

Wednesday, 29 January, 2014
Club Day, Lilli Pilli Workshop

Saturday, 1 February, 2014
Woodcarvers Meeting

Tuesday, 4 February, 2014
Committee Meeting

PRESIDENT'S REPORT

Thursday 5th December was our "Xmas Toy Give Away Day". Like our first in the "Workshop" last year it was again a wonderful and relaxed occasion with smiling and friendly faces of our invited guests, dignitaries, member wives and members.

We displayed and assembled a great assortment of dolls, cradles, painted and unpainted toys, puzzles, just to name a few for distribution. There was approximately 171 items and that figure was less than last year as a direct result of us responding to the specific requests and needs of the three Shire charities. These numbers added to the 508 that were delivered recently to the Children's Hospital at Randwick.

The charities namely the Sutherland Shire Family Services from Jannali, Project Youth from Miranda and The John Franklin Christmas Lunch Sutherland were the same grateful Shire Charities of last year.



It was pleasing that Barbara Taaffe could make our day and meet the representatives of the three charities, thanks to Lynn and Alan Ritchie who provided the transport, otherwise Barbara would not be able to attend. Barbara was our special guest as the lady who continually makes those large numbers of knitted items for the cradles and as gifts. To her embarrassment I asked her to come to the front where I was speaking for all to see. I then took the opportunity to present her with an envelope, the contents of which showed and emphasised our friendship

and appreciation.

Like last year these days were again made very successful and a happy event with the presence of a number member wives. They were Elaine Winter, Lynne Ritchie, Lorena Ethell and Faye Dixon. All four have been very supportive and active so thank you for coming. See you again next year.

It was good to see Councillor Tom Croucher, Deputy Mayor of the Sutherland Shire Council to take time to participate. He visited us at our last AGM and promised to come and see us again, this time in a personal wood working sense.

Last but not least a mention that Mark Speakman our State MP for Cronulla



attended again. I reminded those present of his interest and support of our club in terms of an equipment grant and the recognition in Parliament of our charitable efforts. Much to the surprise (again) of those present he advised that we have been successful with a small grant for the proposed work for a patio and landscaping at the front of our "workshop" to provide a safer access and a proper area to display our items.

Have a great Christmas and a Happy New Year.

Ray De Marco

