

OFFICE BEARERS:

President: Ian Rudd
Vice President: Malcolm Armstrong
Secretary: Graham Ethell
Telephone 9522 7674
Treasurer: Alan Ritchie
Immediate Past President: Ray De Marco
Auxiliary Positions:
Assistant Secretary: Roger Dixon
Assistant Treasurer: Roger Walsh
Project Sub-Committee: Bob Davis, Barry Gardner, Michael Green, Alan Ritchie, Ray Tregoning.
Librarian: Roger Walsh
Safety Officers: Ray De Marco, Roger Dixon, Alan Ritchie, Ian Rudd, Warwick Tame, Ray Tregoning, Ken Tyson.
Welfare Officer: Peter Mott
First Aid Officers: Graham Ethell & Alan Ritchie
Newsletter Editor: Barry Gardner
Assistant Newsletter Editors:
Ray De Marco & Fred Seligmann
Catering Officers: Richard Cain, Michael Green, Steve Lansley, Trevor Lewis, Neil Mathews, Lynn Messenger & Roger Walsh
Equipment & Training Sub Committee:
Bob Davis, Roger Dixon, Barry Gardner, Terry Murphy, Alan Ritchie, Ian Rudd, Warwick Tame, Ray Tregoning, David Whitney, James Windschuttle
Raffles: Peter Mott
Exhibitions Sub-Committee: Malcolm Armstrong, Bob Davis, Roger Dixon, Graham Ethell, Lyn Messenger, Fred Seligmann,
Property Sub-Committee: Richard Cain, Roger Dixon, Graham Ethell, Bob Quigley, Ian Rudd, Ray Tregoning
Toymaking: Malcolm Armstrong, Roger Dixon, Barry Gardner, Gary Halder., Steve Lansley, Glen Reeve, Reno Scriberras, Fred Seligmann
Woodcarvers' Liason: Don Williams

**SWC AWARD
of
EXCELLENCE
2016**

Judging of our annual excellence awards took place at our December 2016 Maxiday and the winners were.



Winner in the Furniture Category and the overall winner of the SWC Excellence Award for the Anorak chair:

RAY TREGONING



Winner in the Toy category for the pinball machine

GLEN REEVE



Winner in the Art Category for the Jewellery Box

RAY TREGONING



Winner in the Utility Category for the Ukelele

DAVID WHITNEY

Let's Celebrate



being Australian

26 January

IT IS NEVER TOO LATE!!!!

Early last year Reno ordered a Club Polo shirt. The shirt was delivered to the Club within a couple of weeks of the order being placed. However this shirt went walkabout.

It could not be found until Don stumbled upon it in the office early in January 2017 and was pleased to present it to Reno on Wednesday 4 January, 2017 only some 10 months late.

You can now wear it with pride Reno.



As a result of a Shire resident reading about us in the "Leader" local newspaper he arrived at the Club, was met by Peter Mott who introduced him to Secretary Graham.

This gentleman asked if we could mount his collection of car badges on a wood panel.

Graham with a little help from other members obliged. The result is shown at left.

The gentleman went away most happy with our work.



Members if you are looking for a new project? Then why not make a model of the Sydney Opera House out of toothpicks.

This image was sent to me on the internet recently. All you need is to obtain a few thousand toothpicks or just make them from woodscraps around our workshop. Ed.

If you would like to receive this Newsletter please email the editor at shirewoodworking@bigpond.com or if you have an article that you think would be suitable for publication in this newsletter your Editor should be pleased to receive it.

Raffle Prize Winners

DECEMBER 2016

MAXIDAY

**1st Prize: Gayle Tregoning
Bottle of White Wine**

**2nd Prize Terry Murphy
Christmas Cake**

**3rd Prize Bob Davis
Bottle of Red Wine**

4th Prize Ian Rudd \$5.00

5th Prize Don Williams \$15.00

**6th Prize Steve Lansley
Christmas Cake**

7th Prize Alan Ritchie \$25.00

MAXIDAY: SATURDAY 14 JANUARY, 2017 AGENDA

- 8:45am Open Lilli Pilli Workshop
- 9:00am Monthly Meeting
- 9.30am Video
- 9: 50am SWC Excellence Award Certificate presentation to winners
- 10:00am Morning Tea
- 10:30am Show & Tell
- 11:00am Safety review
- 11:10am Routers, Router Tables, Router Bits, Router Techniques, Router Jigs and Router Safety
- 12:00pm Lunch
- 1:00pm Raffle Draw
- 1:15pm Routers continued and members own projects
- About 4:00pm Close

OUR CHRISTMAS FEAST, SATURDAY 10 December, 2016

Many thanks to our catering committee headed by Richard Cain together with additional volunteers we again had a magnificent Christmas celebration feast as the following photos will show. It is worthwhile being a member just to participate in this lunch. A particular thanks must go to Faye & Roger Dixon who returned from a caravanning holiday to especially cook the ham (photo at left) for this occasion.



The photos at left were only the main course. We had cheese and bickies as starters and finishing off with, what else, but pavlova. A most enjoyable day was had by all.

David Whitney did not only achieve recognition for his prowess at making ukuleles in our SWC Award of Excellence judging but also to add another highlight to our Christmas banquet he serenaded us with a couple of folk songs. Most enjoyable and many thanks David.



Something of Interest at Uralla, NSW.

Over many years travelling the New England Highway we would stop for a cuppa at a coffee shop pictured at right. It was an old building that had been many years ago “rearranged” into a number of small shops. One of which was the café. However on a stop in December last year the building apparently had been sold. The new owners had completely gutted the property getting it back to the original built in the

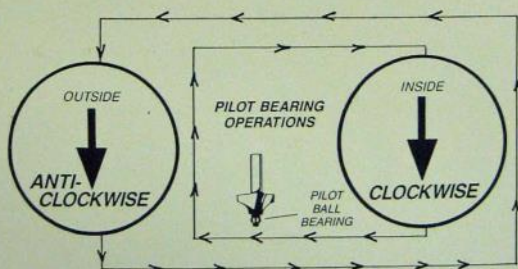
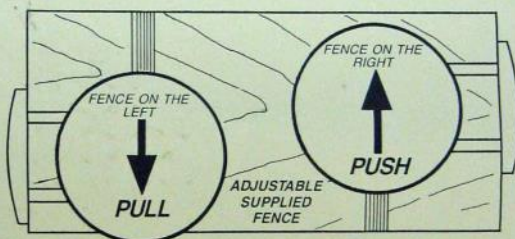
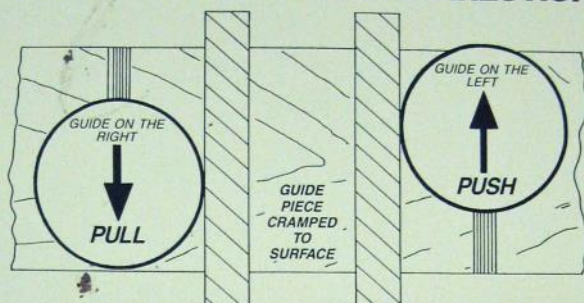


early 1900's

Wow! What they found. See photo at far left. In the renovation the internal roof lining consisted of about 32 of these pressed metal roof panels. While this may not be entirely associated with woodworking it is hopefully something of interest to readers.

The building was originally “Uralla Stores” and built in 1910. Ed.

POWER ROUTER OPERATING DIRECTIONS



Les Miller (prop)
13 Augusta Street
Rodd Point
NSW 2046
Tel: (02) 9712 5025
Fax:

Woodmill Craft & Education

SAFETY

SAFETY FIRST: Members are asked on all club days to bring along and use their personal safety gear. ie. earplugs, dust mask and eye protection and ensure they are wearing good sturdy protective footwear and no loose fitting clothes.

NEVER EVER attempt to route a piece of wood on the router table between the fence and the router cutter. Always cut against the rotation of the cutter.

Within the last few weeks at the workshop a member attempted to pass a piece of 30mm X 40mm Blackbut between the fence and the router cutter in the direction of the cutter rotation. The router spat out the length of hardwood at such a pace that it hit the hand tool cupboard some 4 metres away. Any member working at the engineers vice or sharpening machine would have been seriously injured.

THINK BEFORE OPERATING ANY MACHINE

SWC AWARD of EXCELLENCE 2016



Ray Tregoning



David Whitney



Glen Reeve




Richard Cain



Fred Seligmann



Bob Davis



Ray Tregoning



Ray Tregoning



Ray Tregoning



Ian Rudd

Ray Tregoning



While the number of entrants in the annual competition was disappointing readers will no doubt agree that the excellence of entries was exemplary. Congratulations to all and particularly to the winners.

Members start looking into what to make and get making your entry for 2017. You only have 11 months.

Toymaking

Our next scheduled toymaking day is Thursday 19 January, 2017. As Easter (Good Friday 14 April) and Mothers Day (14 May) are approaching we should commence making things appropriate for the Children's Hospital for delivery in mid to late March. Easter, apart from its religious significance, seems to bring out rabbits and eggs. These latter two items provide opportunity for us to make items for the Childrens Hospital that the children can decorate etc. Here are a few examples.

Templates and plans are available at the Workshop.

If you have some additional ideas please let us know and bring your ideas to the Workshop. The more the merrier.

We, of course, continue our stable of items for the hospital, including keepsake, worry and memory boxes as well as owl boxes, wooden people, bangles, boomerangs, click sticks, wheeled toys including our fendered cars and trucks, jigsaw puzzles, vases, pen and jewellery trays, electric guitars, dolls rooms etc.



Library Matters

We have received the February 2017 Issue 259 of Fine WoodWorking magazine. Several good articles providing challenging projects for members:

Workshop Tips: Easy-to-make plywood drawers and trays, Use multiple bearings on a big router bit, shopmade corner clamps for boxes, New foot for a toggle clamp, Wall mounted grinding/buffing station.

Tools and Materials: Senco's new compressor and flexible hose, A diamond stone for router bits, Wet sharpener is a great value, Forstner bits don't clog or overheat, Router bits that cut a lapped miter joint, 8 inch jointer with segmented cutterhead.

Handwork: Cutting the 'octagon'. A test of being able to cut straight and plane true.

Designer's Notebook: Museum bench seat

Feature Articles: Display cabinet on a stand, Combo squares – the basics and beyond, Pick the perfect hinges for your boxes (surface mounted, recessed, butt, side rail, quadrant, barbed, barrel), Custom scrapers, Tips for stronger tenons, Shoulder your dovetails, Turn a lidded canister,

Master Class: Spice up your work with the Japanese latticework technique of *kumiko*. Magazine will be in the library from 9th Jan 17.

Happy woodworking and all the very best for 2017.

Roger Walsh, Club Librarian

Fine WoodWorking

Tips for stronger tenons • Do more with your combo square
Tune your hand-owl skills • Shoulder your dovetails for square glue-ups



Oak and ash cabinet on stand, p. 58



Barbara Taffe our prolific knitted toy maker delivered to the Club these 10 hand puppets for the Sydney Children's Hospital, Randwick. They were the first of our 2017 deliveries to the Hospital's Child Life & Music Therapists.

Many thanks Barbara.

SHOW & TELL DECEMBER 2016

Peter O'Connell showed this box to house his collection of clamps.



President Ian has sent the above photos with the following:
 "I have completed the lever action rubber band gun and it really works.....here are a couple of pictures."
 It is understood that it was a Christmas present to a grandson.



Bob presented this occasional table he has made based on a carved, possibly Fijian styled table purchased many years ago.



Alan presented a number of items and advised "My son is selling his house and downsizing so he has been disposing of excess items. This is a Makita trimmer router that he is selling. It is for trimming laminates, edging, freehand and template design work with a see-through base plate for maximum visibility and control and rack & pinion fine depth adjustment. I use mine a lot for fine work and for cutting rebates for hinges. I offered it for sale and the Club bought it so we now have an as new router trimmer for use by our members.
 As part of a woodworking TAFE course, my son made this toolbox with two drawers. It is well made and a practical item. I offered it for sale and it was bought as a Christmas present for a budding woodworker and presented with a

starter set of tools."

SHOW & TELL DECEMBER 2016

This could keep us all amused for hours thanks to President Ian. Ian produced this elastic band powered racer. It worked well on the improvised trestle tables.



Just a thought one could have some fun with, say half a dozen of these cars at the Gynea Spring Fair, the Cook Classic Carnival or even outside our Lilli Pilli workshop.

Another thought might be to amuse the children at the Sydney Children's Hospital. Individual children could decorate their

own car to race.

Anybody any thoughts? Ed.

This is a gadget that is used by knitters. A skene of wool apparently is placed on the freely rotating spike thus enabling the knitter to know where the ball of wool is at all times. Have you noticed knitters chasing a ball of wool around the floor.

It was suggested by Annette, Don William's wife, to Dorothy, Barry Gardner's wife that Barry may like to turn a dozen or so for sale by the Club.

Oh! The best laid plans of wives and wives.



In my travels this sign outside the Men's Shed at Raymond Terrace again took my fancy.

I think I included a similar photo in Sawdust & Shavings some years ago.

If one can get a smile then it is worth repeating.

Ed.




OUR JANUARY 2016 MAXIDAY THEME for SATURDAY 14 JANUARY, 2017

Router Bits & Router Techniques

Lets look at not just standard Bits but the unusual. So bring along those "different" Bits. Also what jigs do you use with your router. Lets see them also.

Here are some examples of router bit styles.



SHOW & TELL DECEMBER 2016



Your Editor undertook on a visit to the family on the Gold Coast to visit Vicmarc Lathe Factory to check on and if possible purchase a bed extension for the Club's Vicmarc VL100 lathe. Vicmarc factory is north of Brisbane at Clontarf.

They were most helpful and I came away with the extension we needed appropriate to our lathe.

It was great to see a factory in full operation making items in Australia as seen in the following photo.



Our lathe with the extension is in full operation as seen in the photo at left.

Many thanks to Vicmarc for their help. Ed.

IS TRADITIONAL WOODWORKING MOVING INTO THE 21st CENTURY?

We learn these days that Intel, the computer chip maker, has now got the distance between transistors on their latest computer chipset at 13 nanometres. In comparison the width of a human hair is 70,000 nanometres. A nanometre is one billionth of a metre. 1/1,000,000,000.

We woodworkers however never need to get down to these incredible invisible fine tolerances. However that does not mean that the power tools we use do need to be able to use computer chips using these tolerances.

A case in point is a new free handing router that is coming on the market in September this year. It is a hand held CNC machine. See photo at right.

This router has been developed and is being marketed by Shaper Tools in the USA. It will be retailing in the USA for around US\$2,100.



It is a router that has an inbuilt computer that operates the router movement. The operator uses the inbuilt computer screen to follow lines very similar to scroll sawing from a pasted on design. How the computer knows how and where to cut is nigh on impossible to describe. Placed on the board that is to be shaped the operator attaches disposable paper strips at irregular intervals. The camera in the router notes these strips and overlays this on the design thus enabling the router to direct the operator to move it in what direction.

Hopefully we will have a video of this machine in operation at our forthcoming Maxiday this Saturday 14 January, 2017.

Ed.

WHAT's on at our FEBRUARY 2017 MAXIDAY

WOOD FINISHES, SANDING SEALERS, STAINS and GLUES.

What should you use on which wood and when.

What glues are available and when to use them.

What brushes are available for applying a finish and which one to use for applications such as oil base or acrylic base paint, shellac, polyurethane, Danish and Scandinavian oils etc.

What stains are available

What products not to use

What products are food safe

WHAT'S ON!

Saturday, 14 January, 2017

MAXIDAY

*Router Bits & Router Techniques
 Show & Tell*

Tuesday, 17 January, 2017

Club Day, Lilli Pilli Workshop

Wednesday, 18 January, 2017

9:00am Club Day, Lilli Pilli Workshop

7:00pm Woodcarvers meeting

Thursday 19 January, 2016

Toymaking, Lilli Pilli Workshop

Saturday, 21 January, 2017

Club Day, Lilli Pilli Workshop

Tuesday, 24 January, 2017

Club Day, Lilli Pilli Workshop

Wednesday, 25 January, 2017

Club Day, Lilli Pilli Workshop

Saturday, 28 January, 2017

Club Day, Lilli Pilli Workshop

Tuesday, 31 January, 2017

Club Day, Lilli Pilli Workshop

Wednesday, 1 February, 2017

Club Day, Lilli Pilli Workshop

Saturday, 4 February, 2017

Woodcarvers meeting

Tuesday, 7 February, 2017

Club Day, Lilli Pilli Workshop

12:30pm Committee Meeting

Wednesday, 8 February, 2017

Club Day, Lilli Pilli Workshop

Saturday, 11 February, 2017

MAXIDAY

**WOOD FINISHES, SANDING
 SEALERS, STAINS and GLUES
 Show & Tell**

Tuesday, 14 February, 2017

Club Day, Lilli Pilli Workshop

Wednesday, 15 February, 2017

9:00am Club Day, Lilli Pilli Workshop

7:00pm Woodcarvers meeting

Saturday, 18 February, 2017

Club Day, Lilli Pilli Workshop

Tuesday, 21 February, 2017

Club Day, Lilli Pilli Workshop

Wednesday, 22 February, 2017

Club Day, Lilli Pilli Workshop

Thursday 23 February, 2017

Toymaking, Lilli Pilli Workshop

Saturday, 25 February, 2017

Club Day, Lilli Pilli Workshop

Tuesday, 28 February, 2017

Club Day, Lilli Pilli Workshop

Wednesday, 1 March, 2017

Club Day, Lilli Pilli Workshop

Saturday, 4 March, 2017

Woodcarvers meeting

PRESIDENT'S REPORT

Looking back at 2016 our club has had a very successful year where we achieved a number of significant outcomes that benefited our cause. We have installed some very good machinery that provide benefits in both safety and accuracy of operation. In both cases in choosing a new router table and a new bandsaw we opted to purchase top of the range equipment so that the better performance will be enjoyed for years to come.

Our fundraising efforts in 2016 were extremely pleasing and are a result of good teamwork from our members. The club enters 2017 in a very sound financial position and hopefully this year our fundraising will continue to grow. Many thanks to all who contributed this effort. We have a Bunnings sausage sizzle in the second half of the year and we will also have our stall at the Gynea Village Fair in October.

This year the emphasis will continue to be on safety and training in the workplace. The Machine Induction Procedure program is still being rolled out for all members and all new members are being taken through the program when they join. Each Maxi Day we intend to feature one machine per month where we will have a refresher session to reinforce the safe workplace message.

The design and building of the new kitchen is being carried out by the appointed sub group and during January we should have the final details completed allowing the order of a flat pack kitchen. There is a lot to be done with this project and it is a great opportunity to deliver a new modern efficient kitchen and catering area for our club. The money from the Sutherland Shire Council Grant and our own funds will be well spent.

Finally, the dedicated toymaking day will normally be the last Thursday in each month and this is your opportunity to give something back to your woodworking club. However in January we have brought forward Toymaking to Thursday, 19 January as the last Thursday clashes with Australia Day. There are numerous items to be made and let us make this year one where we raise the bar in both quality and quantity.

To all our members Happy and Healthy New Year

Ian Rudd



The Council arranged a small function on Tuesday 13 December to honour those organisations which had been successful in the 2016/2017 Community Services and Arts Grants Awards. The function was also attended by

the Mayor Cr Pesce, other Councillors and Council staff.

The function was held at Cafe Y at Menai. Malcolm Armstrong, Alan Ritchie and Graham Ethell represented the Club. Photos show Malcolm receiving the Certificate of Appreciation from the Mayor.

As a matter of interest, Cafe Y is an initiative of Project Youth, to train and support a variety of young people who have risen out of homelessness, family hardship, mental health issues and substance abuse. They say "We do not employ young people to make coffee, we make coffee to employ young people". The cafe is adjacent to the Menai Shopping Centre, next to the library and community centre. If you are in the area and need a coffee, you may consider supporting Cafe Y. *Graham Ethell*