



**February 2017**

**The Cubby House Turners Woodies Inc.**


**“Cubby House” Oyster Bay Oval, Como Road, Oyster Bay NSW 2225.**

**P.O. Box 128 Oyster Bay NSW 2225. Telephone (02) 9589 0648**

**Contributions etc for Cubby House News send email to  
[chnewsed@bigpond.com](mailto:chnewsed@bigpond.com)**

***Inside this issue:***

<i>Minutes of February Work Shop</i>	<i>2</i>
<i>Presidents Letter,</i>	<i>3</i>
<i>Urgent information re Open Day</i>	<i>3</i>
<i>Letter from Shirley Durley</i>	<i>4</i>
<i>Tree slabbing at Innaburra</i>	<i>4</i>
<i>How to choose a paint brush</i>	<i>5</i>
<i>Masters and apprentices</i>	<i>6</i>
<i>Best displayed</i>	<i>7</i>
<i>Show and tell January 2017</i>	<i>8</i>
<i>Brain Teasers and Birthdays</i>	<i>9</i>
<i>Event Calendar</i>	<i>10</i>



Items for the cubby House News should where possible be sent email to  
[chnewsed@bigpond.com](mailto:chnewsed@bigpond.com)

unformatted ( plain text no special spacing etc.) preferably Arial 12 point.  
Printed material should be clear enough to be scanned for character  
recognition as I don't have time to retype.

# Minutes Workshop Meeting 13<sup>th</sup>. February 2017.

**Present / Absent** (From attendance sheet passed around)

Keith Jones, Keith Moses, Thomas Hill, Frank Williams, Pat Thorpe, Ray Elyard, Trevor Simpson, Ken McEwen, Barry Belford, Keith Allen, Alan Pentecost, John Field, Fred Warr, Steve Hooper, Warren Rankin, Michael Bryant, Val Lipping.  
Apologies : Graham Stokes.

**Meeting opened by Keith Jones at 9-30. a.m.**

**Minutes:**

Proposed that the minutes of our previous meeting held on 16<sup>th</sup>. January as published in the January Cubby House News be **taken as read: Moved By: Trevor Simpson. Seconded By: John Field.**

**Business arising from minutes: Nil.**

**Correspondence In:** A letter from Shirley Derley Thanking the Club for the Life Membership awarded to herself and her husband for the generous service they gave to the Cubby House over many year

**Correspondence Out : Nil.**

**Treasurers Report:** Receipts: \$ **1,717.65** Expenses: \$ **2,579.75**

Moved that the Treasurers Report be accepted: **Michael Bryant. Seconded By Pat Thorpe. Carried.**

## **Reports:**

**MAINTENANCE BUILDING:** Electrical work now complete, Air curtain installed. Fans in kitchen need to be moved outside into new lathe area.

**SAFETY CO-ORDINATOR** John Field on the many types of machines we have and how to implement the safety of each machine. John is looking for volunteers to help.

**PUBLICITY:** Keith Allen. Keith explained the complexities in giving information to newspapers for them to put into their newspapers.

**TRAINING: Pat Thorpe.** This Tues. Wed. Thurs. Four members from St.George Men's Shed are coming to do a Training course. They will also be members of our club for the next 12 months. Bill Black, Ken Dick and Merv Larsson will assist in the Training.

**LIBRARY: Trevor Simpson** DVD'S on the use of Triton Equipment are now available for borrowing.

On the Inaburra School Tree. They are going to make a seat from the tree that was cut down, The log that was slabbed had too many shrinkage cracks in it.

**CLEANING. It has been brought to our attention that Gentlemen have been using the Ladies Toilet. Could those concerned please refrain from doing so. [The toilet seat has been left up too many times.]**

## **GENERAL BUSINESS:**

**Patrick Thorpe:** Pat has been in touch with Mrs. Trimboli to help clean out her late husbands garage. Everything will have to be documented to help sell the equipment for her.

Pat is concerned in getting the Cubby House ready for the Craft Day in March. Most of the Machinery will have to be put out of the way. Those who are displaying must be in attendance on the day, the BBQ will be working. Volunteers will be required for Turning and general woodworking outside on the verandah and the BBQ. Lengthy discussions on the many ways to set up the Cubby House for the day.

**Alan Pentecost:** Has Purchased the Givkin Dovetail Gig accessories needed to achieve good dovetails.

**John Field:** Would like to thank the Masters and Apprentices who helped out on January Sat. Maxi Day it was a job well done. This type of day should be repeated at least 2 or 3 times a year.

**Steve Hooper:** Steve read out a list of our members. A total of 113 members with 5 new members in the past year. 82% who are financial. These members not financial will be contacted in the near future.

**The President closed the meeting at 11:30am.**

### *Presidents Letter*

Our first Saturday Mini Day was successful thanks to Alan Pentecost showing Trevor Naylor who came up from the South Coast how to do Dovetail Joints. It would be nice to see more people come along to these Mini Days. February's Bunnings was a "LITTLE HOT" to say the least and a very special thanks to all who helped out and coped with the extreme conditions. Please don't forget Saturday 4th. March is our Open Day, so bring along your pieces you would like displayed for that day on Friday 3rd. March so we can have the displays ready for Saturday. Wednesday 1st. March will be our Mini Day and we will be cleaning and setting up the hall then, so please come along and help out.



Host for February Maxi Day is Allison Chau.

Let's Keep Turning or whatever you would like to make

*Keith Jones*

### **Exective committee contact details**

<b>PATRON</b>	Pat Thorpe	02 9524 2504
<b>PRESIDENT</b>	Keith Jones	02 9785 2354
<b>VICE PRESIDENT</b>	Keith Moses	02 9528 8885
<b>SECRETARY</b>	Tom Hill	0418 269 943
<b>TREASURER</b>	Steve Hooper	0401 987 003



### **OPEN DAY SATURDAY 4TH MARCH**

*This is an oportunity for members to display 2 or 3 quality items.*

*Clean up on the 1st March. (mini Day) Set up display on Friday 3rd*

*Those who exhibit are expected to help to do the clean up and set up the display.*

*Volunteers are needed:-*

*To demonstrate woodturning and other activities*

*To operate the BBQ and general supervision on the day.*

*This is not meant to be a sale but items can be sold by negotiation but must be left on display until close of the event.*

*If you wish to participate inform Pat Thorpe or a committee member*

The President,  
Mr. Keith Jones,  
The Cubby House Turners and Woodies Inc.,

Dear Keith,

Norm and I would like to say thank you for making us  
LIFE MEMBERS of the WOODIES.

It is something that we never ever thought would be given to us.

The Lansdown Nursing Home have a Year 10 class of school children who visit every Thursday and Norm was asked to show and explain to them his award, he was thrilled to bits.

We do speak about all the things we did participate in and organise for the members and the good times we had during our weekends away, we did make some wonderful friendships

We do miss not being able to visit our "CUBBY HOUSE" now through circumstances beyond our control.

Our best wishes to you all.

Yours sincerely, Norm and Shirley Derley

---

## **INABURRA TREE SLABBING**

As most of you are aware, we have developed an association with Inaburra School. For a few years now, a couple of us visit the school around August to demonstrate woodturning to years 9 & 10 students. Year 10 also visit the Cubby House in September where each student turn a bowl to completion.

On 3rd Nov. we had a request from Inaburra to slab a gum tree that will be removed for future school development @ end of 2016.

We had site visits & discussions with the school & after a few date changes, finally began slabbing the tree on January 20th. After initial trimming & cutting in two, 2 slabs were cut and after changing blades, the saw refused to start which promptly brought the proceedings to a close.

Following the saw service (carburettor & filter problem), Four of us revisited the site on Thursday (9th) only to find substantial splitting throughout the log; it was unanimous to abort further slabbing.

Whilst sitting on the log it occurred that why not use as is. Maybe year 9 students could practice hand planning the upper surface smooth to sit on. On discussion with the Site Contractor Manager he said it could be a feature after looking at the site landscape beautification drawings. He will raise with school management.

We will await the outcome.

Many thanks to Barry, Ray, and Keith who gave up their time & energy in participating in this "on again/off again" project. Thanks also to Ray for transport & Keith for arranging the chainsaw servicing.

*Trevor Simpson*

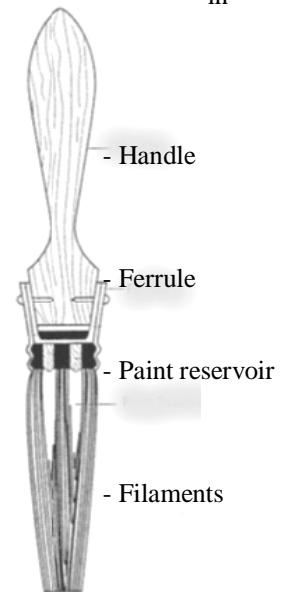


## *“What Paint Brush Should I Use?”*

Professional tradesmen usually have a favourite type of tool they use. Painters are no different and usually have a preference for the type of brush. In years past it could be said that painters preferred bristle brushes, mostly because they were the only type available and were cheap, being made of hog's bristle, sourced from Russia and China. However, things have changed such that hogs bristle was not readily available after WWII, when the Cold War in Europe and China limited supply. As a result this forced the development of alternative synthetic materials, such as nylon and polyester, for paint brush filaments. This was a change for the better, as synthetic brushes, over time, have been developed for a wider range of end uses and finishes, especially with modern paints, most of which are water based acrylics with sophisticated formulas either for general use or for specific applications.

The basic components of a paint brush are the handle, ferrule, spacer, epoxy glue and the filament. All are very important and each contributes to the quality of the brush and its performance. There is no doubt though that without a quality filament a paint brush would be very ordinary. Today there is a huge amount of research going on in the development of high quality synthetic filaments, singly and blends thereof. Why?

Natural filament (bristle) is hogs bristle, while synthetic filaments are made from various materials including, but mostly, nylon and polyester. Technically, when used with water based paints, the synthetic filament is superior to bristle as it holds its shape better, is easier to clean and outlasts bristle by at least two to one. However, not being as soft as bristle, brush marks are more evident. The main difference between the two is the ability to hold paint as the synthetic material does not have the naturally occurring scales and split ends of bristle, which hold the paint. Due to this natural absorption bristle brushes are not recommended for water based paints as they can absorb as much as 40% of their weight in water and become heavy and difficult to use and clean. Synthetic brushes, on the other hand, are much more sophisticated and the choice of type can become difficult but some general features are helpful. Nylon, and super nylon, is durable, resists wear on rough surfaces and lasts longer than bristle (5X) and polyester (2X). Nylon/Polyester blends combine the features of each with polyester, used in short lengths, providing stiffness and brush control. Polyester, 100%, is harder and so resists softening, can be chemically tipped and is harder to clean and only lasts twice as long as natural bristle. Dupont has developed a sort of nylon type filament that is superior to most other filaments in the market place. This special filament maintains stiffness for control, resists heat and humidity, and gives a perfect balance of paint pick up and release. It also lasts 7X longer than natural bristle. There are brushes on the market that try to combine the features of both natural bristle and synthetic filament but they are not that common.



### **Rules of Thumb:**

- Use natural hogs bristle brushes for oil based paints and varnishes,
- Use synthetic brushes for water based paints and where a smooth surface finish is not required they can be used with oil based paints,
- Choose a quality brush, which will be more expensive than that Spanish brand, “El Cheapo”. The quality brush will have the technology to deliver a better finish and will last longer,
- Buy tapered filament brushes. They ‘pump the paint’ better and are great for cutting in.

### **Some Tips:**

- How to stop paint from getting into the ferrule, making it harder to clean the brush!
  - Wrap some 50mm masking tape around the base of the ferrule but keep about 20mm of filament covered. Paint still gets behind the tape but because there is little air present you manage to keep a good dry line of filament, which is also easy to clean.
- How to keep your paint brush usable after leaving paint to dry but ready for use on the second coat, without having to clean the brush!
  - This is an old remedy – wrap the paint brush with Glad Wrap. Keeps the air out and moisture in.
- Don’t dip the whole brush into the paint!
  - Never go up more than half way. The paint will not get onto the surface being painted and it just bogs up the ferrule.
- Never use the same brush for water based and oil based paints!
  - Keep two sets of brushes –makes cleaning faster and easier and avoids cross contamination of two totally different paints.

*Steve Hooper*



## Friday at Bunnings

The intrepid BBQ crew in spite of an excessively hot day were doing their bit to keep the faith.

I don't think there many customers But they deserve our thanks for maintaining the good reputation we have with Bunnings.



## For Fun

- Just read that 4,153,237 people got married last year, not to cause any trouble but shouldn't that be an even number?
- \* Today a man knocked on my door and asked for a small donation towards the local swimming pool. I gave him a glass of water.
- \* I want to die peacefully in my sleep, like my grandfather.. Not screaming and yelling like the passengers in his car.
- \* If I had a dollar for every girl that found me unattractive, they would eventually find me attractive.

## THE MASTERS AND APPRENTICES ENGAGED IN A COOPERATIVE VENTURE TO PRODUCE A LAZY SUSAN ON MAXI DAY



Jack Butler & Alison Chau



Keith Moses & Bill Wilkes

Trevor Simpson  
&  
Peter Martin



Plus Les Madden




Bill Black & Michael Bryant  
Who is probably confused

## *January Maxi-Day*



*Christine McClellan was given the inaugural award for best displayed joinery item for this beautiful jewellery box.*



*Best displayed turned item  
went to George Blundell  
for this  
Japanese Maple Bowl*



*Peter Martin turned item  
novice section for  
Seattle Tower lidded box*



*Voted by members as the best of the best  
for 2016 was this weather station and  
clock.*

*The quality is obvious combining  
segmented turning spindle turning and  
good finish.*

*By Merv Larsson*

*Best displayed February 2016*





## ***JANUARY SHOW AND TELL***



John Jansons



Malcolm Stewart



Chris Ross



Bernie Korent




Ken Dick



Keith Moses



This interesting burl bowl by Peter Martin has a Mistletoe inclusion trapped in the growth of the tree



David Brown





### Brain teaser

The following needs to be punctuated to make sense use commas question marks full stops etc.

THAT THAT IS IS THAT  
THAT IS NOT IS NOT  
IS THAT IT THAT IS IT

### January Birthdays

Michael Bryant

Jack Butler

Clive Cairns

Ray Elyard

Leigh Ferguson

David Johnson

Brett Simpson

Graeme Stokes

David Truskett



### Brain Teaser

You have four of the digit 3 That is 3 3 3 3

Use all four 3's and no other digits in each calc

Arrange them mathematically

Using whatever maths operators needed [ - + \* / ( ) ]

To give answers from 1 to 10

$$(3/3) - (3/3) = 0 \text{ or } (3+3) - (3+3) = 0 \text{ etc.}$$

$$(3+3)/(3+3) = 1 \quad (3/3) + (3/3) = 2$$

$$(3+3+3)/3 = 3 \quad ((3*3)+3)/3 = 4$$

$$(3+3) - (3/3) = 5 \quad (3+3+3) - 3 = 6$$

$$(3+3) + (3/3) = 7 \quad (3*3) - (3/3) = 8$$

$$(3*3*3)/3 = 9 \quad (3*3) + (3/3) = 10$$

There can be more than 1 solution for some of the set.

# Event Calendar 2017

**Note** The following information may be subject to change in date or content if in doubt contact a committee member. See page 2 for contact details

<p><b>February</b></p> <p><b>Sat 18th Maxi-Day. HOST Alison Chau</b> Thurs 23rd Mini Day</p> <p><b>March</b></p> <p>Wed 1st Mini-Day <b>Sat 4th OPEN DAY</b> <b>(Replaces Mini-Day)</b></p> <p>Wed 8th Mini-Day Fri 10th Bunnings BBQ Fri 10th C/House News Deadline Mon 13th Club Committee Meeting - 9.30am <b>Sat 18th Maxi-Day.</b> <b>HOST – John Jansons</b> Thurs 23rd Mini-Day</p> <p><b>April</b></p> <p>Sat 1<sup>st</sup> Mini-Day Wed 5<sup>th</sup> Mini-Day Fri 7<sup>th</sup> C/House News Deadline Mon 10<sup>th</sup> Club Committee Meeting 9.30am Wed 12<sup>th</sup> Mini-Day Thurs 13<sup>th</sup> Bunnings BBQ NOTE ! Because of good Friday tomorrow. Friday 14<sup>th</sup> GOOD FRIDAY <b>Sat 15<sup>th</sup> Maxi-Day</b> <b>HOST David Brackenbury</b> Thurs 20<sup>th</sup> Mini-Day Sat 29<sup>th</sup> Papermakers</p>	<p><b>May</b></p> <p>Wed 3<sup>rd</sup> Mini-Day Sat 6<sup>th</sup> Mini-Day Wed 10<sup>th</sup> Mini-Day Fri 12<sup>th</sup> Bunning's BBQ Fri 12<sup>th</sup> C/House News Deadline Mon 15<sup>th</sup> Committee Meeting 9.30am <b>Sat 20<sup>th</sup> Maxi-Day</b> <b>HOST – Keith Allen</b> Thurs 25<sup>th</sup> Mini-Day</p> <p><b>June</b></p> <p>Sat 3<sup>rd</sup> Mini-Day Wed 7<sup>th</sup> Mini-Day Fri 9<sup>th</sup> Bunning's BBQ Fri 9<sup>th</sup> C/House News D/Line Mon 12<sup>th</sup> Committee Meeting 9.30am Wed 14<sup>th</sup> Mini-Day <b>Sat 17<sup>th</sup> Maxi-Day</b> <b>HOST – Bernie Korent</b> Thurs 22<sup>nd</sup> Mini-Day</p>
--	--

## CUBBY HOUSE TURNERS AND WOODIES INC.MAXI – DAY HOSTS 2017

18 <sup>th</sup> February	Alison Chau	19 <sup>th</sup> August	Ken Stuart
18 <sup>th</sup> March	John Jansons	16 <sup>th</sup> September	Paul Higgins
15 <sup>th</sup> April	David Brackenbury	21 <sup>st</sup> October	Michelle Brown
20 <sup>th</sup> May	Keith Allen	18 <sup>th</sup> November	Keith Jones
17 <sup>th</sup> June	Bernie Korent	16 <sup>th</sup> December	David Brown
15 <sup>th</sup> July	Merv Larsson		